

Exercises for the tutorials: 2 and 4.

The other exercises are for self-study and exam preparation. All material is examinable unless otherwise mentioned.

Exercise 1. Visualising and analysing Gibbs distributions via undirected graphs

We here consider the Gibbs distribution

$$p(x_1, \dots, x_5) \propto \phi_{12}(x_1, x_2)\phi_{13}(x_1, x_3)\phi_{14}(x_1, x_4)\phi_{23}(x_2, x_3)\phi_{25}(x_2, x_5)\phi_{45}(x_4, x_5)$$

- Visualise it as an undirected graph.
- What are the neighbours of x_3 in the graph?
- Do we have $x_3 \perp\!\!\!\perp x_4 \mid x_1, x_2$?
- What is the Markov blanket of x_4 ?
- On which minimal set of variables A do we need to condition to have $x_1 \perp\!\!\!\perp x_5 \mid A$?

Exercise 2. Factorisation and independencies for undirected graphical models

Consider the undirected graphical model defined by the graph in Figure 1.

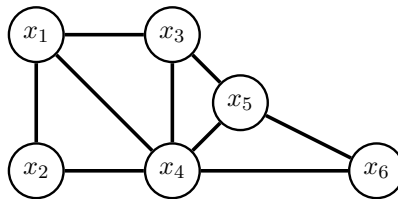
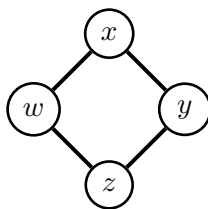


Figure 1: Graph for Exercise 2

- What is the set of Gibbs distributions that is induced by the graph?
- Let p be a pdf that factorises according to the graph. Does $p(x_3|x_2, x_4) = p(x_3|x_4)$ hold?
- Explain why $x_2 \perp\!\!\!\perp x_5 \mid x_1, x_3, x_4, x_6$ holds for all distributions that factorise over the graph.
- Assume you would like to approximate $\mathbb{E}(x_1x_2x_5 \mid x_3, x_4)$, i.e. the expected value of the product of x_1 , x_2 , and x_5 given x_3 and x_4 , with a sample average. Do you need to have joint observations for all five variables x_1, \dots, x_5 ?

Exercise 3. *Factorisation and independencies for undirected graphical models*

Consider the undirected graphical model defined by the following graph, sometimes called a diamond configuration.



- (a) How do the pdfs/pmfs of the undirected graphical model factorise?
- (b) List all independencies that hold for the undirected graphical model.

Exercise 4. *Factorisation from the Markov blankets I*

Assume you know the following Markov blankets for all variables $x_1, \dots, x_4, y_1, \dots, y_4$ of a pdf or pmf $p(x_1, \dots, x_4, y_1, \dots, y_4)$.

$$\text{MB}(x_1) = \{x_2, y_1\} \quad \text{MB}(x_2) = \{x_1, x_3, y_2\} \quad \text{MB}(x_3) = \{x_2, x_4, y_3\} \quad \text{MB}(x_4) = \{x_3, y_4\} \quad (1)$$

$$\text{MB}(y_1) = \{x_1\} \quad \text{MB}(y_2) = \{x_2\} \quad \text{MB}(y_3) = \{x_3\} \quad \text{MB}(y_4) = \{x_4\} \quad (2)$$

Assuming that p is positive for all possible values of its variables, how does p factorise?

Exercise 5. *Factorisation from the Markov blankets II*

We consider the same setup as in Exercise 4 but we now assume that we do not know all Markov blankets but only

$$\text{MB}(x_1) = \{x_2, y_1\} \quad \text{MB}(x_2) = \{x_1, x_3, y_2\} \quad \text{MB}(x_3) = \{x_2, x_4, y_3\} \quad \text{MB}(x_4) = \{x_3, y_4\} \quad (3)$$

Without inserting more independencies than those specified by the Markov blankets, draw the graph over which p factorises and state the factorisation. (Again assume that p is positive for all possible values of its variables).

Exercise 6. *Undirected graphical model with pairwise potentials*

We here consider Gibbs distributions where the factors only depend on two variables at a time. The probability density or mass functions over d random variables x_1, \dots, x_d then take the form

$$p(x_1, \dots, x_d) \propto \prod_{i \leq j} \phi_{ij}(x_i, x_j)$$

Such models are sometimes called pairwise Markov networks.

- (a) Let $p(x_1, \dots, x_d) \propto \exp(-\frac{1}{2}\mathbf{x}^\top \mathbf{A} \mathbf{x} - \mathbf{b}^\top \mathbf{x})$ where \mathbf{A} is symmetric and $\mathbf{x} = (x_1, \dots, x_d)^\top$. What are the corresponding factors ϕ_{ij} for $i \leq j$?
- (b) For $p(x_1, \dots, x_d) \propto \exp(-\frac{1}{2}\mathbf{x}^\top \mathbf{A} \mathbf{x} - \mathbf{b}^\top \mathbf{x})$, show that $x_i \perp\!\!\!\perp x_j \mid \{x_1, \dots, x_d\} \setminus \{x_i, x_j\}$ if the (i, j) -th element of \mathbf{A} is zero.

Exercise 7. Restricted Boltzmann machine (based on Barber Exercise 4.4)

The restricted Boltzmann machine is an undirected graphical model for binary variables $\mathbf{v} = (v_1, \dots, v_n)^\top$ and $\mathbf{h} = (h_1, \dots, h_m)^\top$ with a probability mass function equal to

$$p(\mathbf{v}, \mathbf{h}) \propto \exp\left(\mathbf{v}^\top \mathbf{W} \mathbf{h} + \mathbf{a}^\top \mathbf{v} + \mathbf{b}^\top \mathbf{h}\right), \quad (4)$$

where \mathbf{W} is a $n \times m$ matrix. Both the v_i and h_i take values in $\{0, 1\}$. The v_i are called the “visibles” variables since they are assumed to be observed while the h_i are the hidden variables since it is assumed that we cannot measure them.

(a) Use graph separation to show that the joint conditional $p(\mathbf{h}|\mathbf{v})$ factorises as

$$p(\mathbf{h}|\mathbf{v}) = \prod_{i=1}^m p(h_i|\mathbf{v}).$$

(b) Show that

$$p(h_i = 1|\mathbf{v}) = \frac{1}{1 + \exp\left(-b_i - \sum_j W_{ji}v_j\right)} \quad (5)$$

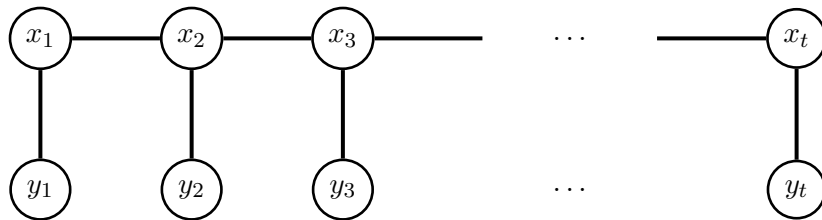
where W_{ji} is the (ji) -th element of \mathbf{W} , so that $\sum_j W_{ji}v_j$ is the inner product (scalar product) between the i -th column of \mathbf{W} and \mathbf{v} .

(c) Use a symmetry argument to show that

$$p(\mathbf{v}|\mathbf{h}) = \prod_i p(v_i|\mathbf{h}) \quad \text{and} \quad p(v_i = 1|\mathbf{h}) = \frac{1}{1 + \exp\left(-a_i - \sum_j W_{ij}h_j\right)}$$

Exercise 8. Hidden Markov models and change of measure

Consider the following undirected graph for a hidden Markov model where the y_i correspond to observed (visible) variables and the x_i to unobserved (hidden/latent) variables.



The graph implies the following factorisation

$$p(x_1, \dots, x_t, y_1, \dots, y_t) \propto \phi_1^y(x_1, y_1) \prod_{i=2}^t \phi_i^x(x_{i-1}, x_i) \phi_i^y(x_i, y_i), \quad (6)$$

where the ϕ_i^x and ϕ_i^y are non-negative factors.

Let us consider the situation where $\prod_{i=2}^t \phi_i^x(x_{i-1}, x_i)$ equals

$$f(\mathbf{x}) = \prod_{i=2}^t \phi_i^x(x_{i-1}, x_i) = f_1(x_1) \prod_{i=2}^t f_i(x_i|x_{i-1}), \quad (7)$$

with $\mathbf{x} = (x_1, \dots, x_t)$ and where the f_i are (conditional) pdfs. We thus have

$$p(x_1, \dots, x_t, y_1, \dots, y_t) \propto f_1(x_1) \prod_{i=2}^t f_i(x_i | x_{i-1}) \prod_{i=1}^t \phi_i^y(x_i, y_i). \quad (8)$$

- (a) Provide a factorised expression for $p(x_1, \dots, x_t | y_1, \dots, y_t)$
- (b) Draw the undirected graph for $p(x_1, \dots, x_t | y_1, \dots, y_t)$
- (c) Show that if $\phi_i^y(x_i, y_i)$ equals the conditional pdf of y_i given x_i , i.e. $p(y_i | x_i)$, the marginal $p(x_1, \dots, x_t)$, obtained by integrating out y_1, \dots, y_t from (8), equals $f(\mathbf{x})$.
- (d) Compute the normalising constant for $p(x_1, \dots, x_t | y_1, \dots, y_t)$ and express it as an expectation over $f(\mathbf{x})$.
- (e) Express the expectation of a test function $h(\mathbf{x})$ with respect to $p(x_1, \dots, x_t | y_1, \dots, y_t)$ as a reweighted expectation with respect to $f(\mathbf{x})$.