

Quick Reference

- Arrows point from button pressed, to Screen change.
- If guided to add sticker, the sticker remains on that screen for the remainder of the exercise.

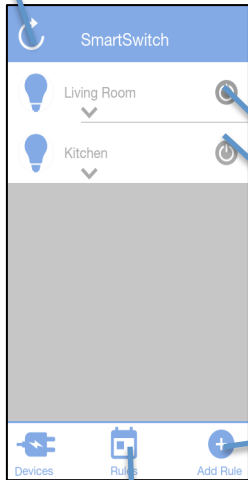


Device - Always take users to Screen 0.

Rules - Always take users to Screen 1.

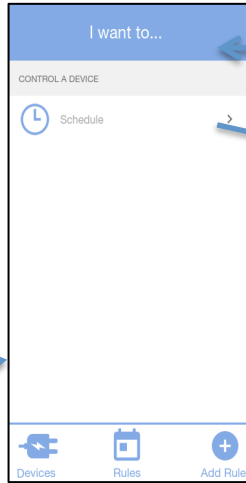
Add Rules - Take users to Screen 2.

Refreshes feed of devices. Remain on screen 0.

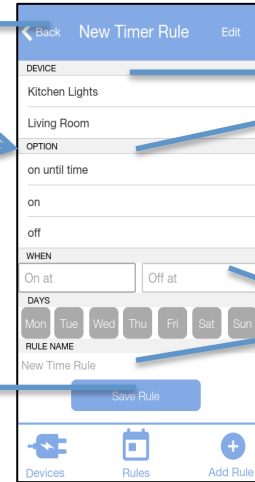


Screen 0

Turn On/Off Device. Indicate Device's status with sticky note.



Screen 2

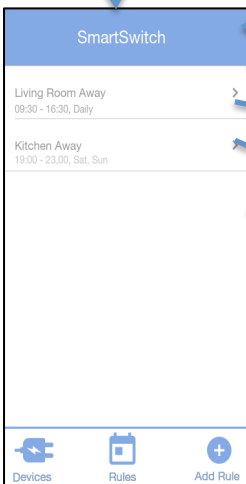


Screen 3 - Accessed when Schedule is selected on Screen 2

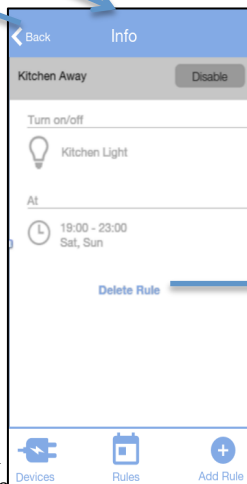
Each Option Highlights when selected.

Time and Name are text input

Add Sticker to Screen 1 representing the new rule added

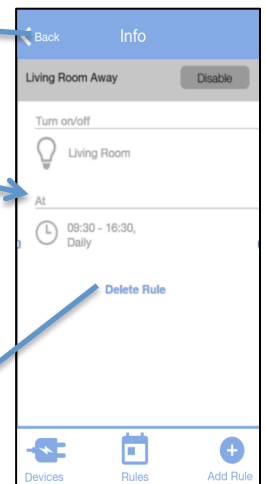


Screen 1



Screen 4 - Accessed through Kitchen Away rule option

Deletes Rule and Returns User to Screen 1. Apply Sticker to indicate which rule has been deleted



Screen 5 - Accessed through Living Room away rule option