

End-to-end systems 1: CTC

(Connectionist Temporal Classification)

Peter Bell

Automatic Speech Recognition – ASR Lecture 16
17 March 2022

End-to-end systems

- End-to-end systems are systems which learn to directly map from an input sequence X to an output sequence Y , estimating $P(Y|X)$
 - Y can be a sequence of words or subwords
- ML trained HMMs are kind of end-to-end system – the HMM estimates $P(X|Y)$, and when combined with a language model gives an estimate of $P(Y|X)$
- Sequence discriminative training of HMMs (using GMMs or DNNs) can be regarded as end-to-end
 - But training is quite complicated – need to estimate the denominator (total likelihood) using lattices, first train conventionally (ML for GMMs, CE for NNs) then finetune using sequence discriminative training
 - Lattice-free MMI is one way to address these issues

Approaches based purely on recurrent networks which directly map input to output sequences

- CTC – Connectionist Temporal Classification
- Encoder-decoder approaches

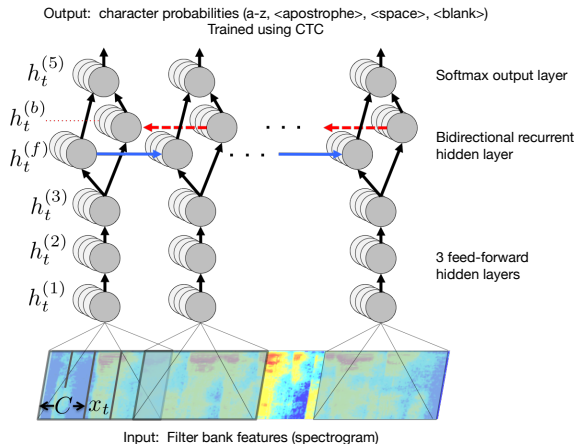
No need for specialised HMM-style decoders (although they can still be used)

Approaches based purely on recurrent networks which directly map input to output sequences

- **CTC – Connectionist Temporal Classification**
- Encoder-decoder approaches (*next lecture*)

No need for specialised HMM-style decoders (although they can still be used)

Example: Deep Speech



Hannun et al (2014), "Deep Speech: Scaling up end-to-end speech recognition",

<https://arxiv.org/abs/1412.5567>.

Deep Speech: Results

Model	SWB	CH	Full
Vesely et al. (GMM-HMM BMMI) [44]	18.6	33.0	25.8
Vesely et al. (DNN-HMM sMBR) [44]	12.6	24.1	18.4
Maas et al. (DNN-HMM SWB) [28]	14.6	26.3	20.5
Maas et al. (DNN-HMM FSH) [28]	16.0	23.7	19.9
Seide et al. (CD-DNN) [39]	16.1	n/a	n/a
Kingsbury et al. (DNN-HMM sMBR HF) [22]	13.3	n/a	n/a
Sainath et al. (CNN-HMM) [36]	11.5	n/a	n/a
Soltan et al. (MLP/CNN+I-Vector) [40]	10.4	n/a	n/a
Deep Speech SWB	20.0	31.8	25.9
Deep Speech SWB + FSH	12.6	19.3	16.0

Table 3: Published error rates (%WER) on Switchboard dataset splits. The columns labeled “SWB” and “CH” are respectively the easy and hard subsets of Hub5’00.

Deep Speech Training

- Maps from acoustic frames X to subword sequences Y , where Y is a sequence of characters (in some other CTC approaches, Y can be a sequence of phones)
- CTC loss function
- Makes good use of large training data
 - Synthetic additional training data by jittering the signal and adding noise
- Many computational optimisations
- n-gram language model to impose word-level constraints
- Competitive results on standard tasks

- Maps from acoustic frames X to subword sequences Y , where Y is a sequence of characters (in some other CTC approaches, Y can be a sequence of phones)
- **CTC loss function**
- Makes good use of large training data
 - Synthetic additional training data by jittering the signal and adding noise
- Many computational optimisations
- n-gram language model to impose word-level constraints
- Competitive results on standard tasks

Connectionist Temporal Classification (CTC)

- Train a recurrent network to map from input sequence X to output sequence Y
 - sequences can be different lengths – for speech, input sequence X (acoustic frames) is much longer than output sequence Y (characters or phonemes)
 - CTC does not require frame-level alignment (matching each input frame to an output token)
- CTC sums over all possible alignments (similar to forward-backward algorithm) – “alignment free”
- Possible to back-propagate gradients through CTC loss function

Good overview of CTC: Awni Hannun, “Sequence Modeling with CTC”, *Distill*. <https://distill.pub/2017/ctc>

CTC: Alignment

- Imagine mapping $(x_1, x_2, x_3, x_4, x_5, x_6)$ to $[a, b, c]$
 - Possible alignments: *aaabbc*, *aabbcc*, *abbbbc*, ...
- However
 - Don't always want to map every input frame to an output symbol (e.g. if there is "inter-symbol silence")
 - Want to be able to have two identical symbols adjacent to each other – keep the difference between
- Solve this using an additional *blank* symbol (ϵ)
- CTC output compression
 - 1 Merge repeating characters
 - 2 Remove blanks

Thus to model the same character successively, separate with a blank

- Some possible alignments for $[h, e, l, l, o]$ and $[h, e, l, o]$ given a 10-element input sequence
 - $[h, e, l, l, o]$: $h\epsilon\epsilon\epsilon\epsilon ll\epsilon lo$; $he\epsilon ll\epsilon\epsilon loo$
 - $[h, e, l, o]$: $h\epsilon\epsilon\epsilon\epsilon llllo$; $hh\epsilon\epsilon\epsilon\epsilon loo\epsilon$

CTC: Alignment example

h	h	e	€	€	l	l	l	€	l	l	o
---	---	---	---	---	---	---	---	---	---	---	---

h	e	€	l	€	l	o
---	---	---	---	---	---	---

h	e		l		l	o
---	---	--	---	--	---	---

h	e	l	l	o
---	---	---	---	---

First, merge repeat characters.

Then, remove any € tokens.

The remaining characters are the output.

CTC: Valid and invalid alignments

Consider an output [c, a, t] with an input of length six

Valid Alignments

€ c c € a t

c c a a t t

c a € € € t

Invalid Alignments

c € c € a t

corresponds to
 $Y = [c, c, a, t]$

c c a a t

has length 5

c € € € | t t

missing the 'a'

CTC: Alignment properties

- Monotonic – Alignments are monotonic (left-to-right model); no re-ordering (unlike neural machine translation)
- Many-to-one – Alignments are many-to-one; many inputs can map to the same output
- But a single input cannot map to many outputs – could be a problem for sounds like “th”
- CTC doesn't find a single alignment: it sums over all possible alignments

CTC: Loss function (1)

- Let C be an output label sequence, including blanks and repetitions – same length as input sequence X
- Posterior probability of output labels $C = (c_1, \dots c_t, \dots c_T)$ given the input sequence $X = (x_1, \dots x_t, \dots x_T)$:

$$P(C|X) = \prod_{t=1}^T P_t(c_t|X)$$

where $P_t(c_t|X)$ is the probability of outputting label c_t at time t

- This is the probability of a single alignment – we need to sum over all alignments consistent with Y

CTC: Loss function (2)

- Let Y be the compressed target output sequence
- Compute the posterior probability of the target sequence $Y = (s_1, \dots s_m, \dots s_M)$ ($M \leq T$) given X by summing over the possible CTC alignments:

$$P(Y|X) = \sum_{C \in A(Y)} P(C|X)$$

where A is the set of possible output label sequences C that can be mapped to Y using the CTC compression rules (merge repeated labels, then remove blanks)

- The CTC loss function \mathcal{L}_{CTC} is given by the negative log likelihood of the sum of CTC alignments:

$$\mathcal{L}_{CTC} = -\log P(Y|X)$$

- Various NN architectures can be used for CTC – usually use a deep bidirectional LSTM RNN

CTC: Dynamic programming

Perform the sum over alignments, $A(Y)$, using dynamic programming – very similar to the forward algorithm for classic HMMs.

We first define the expanded symbol sequence,

$$Z = (z_1, \dots, z_i, \dots, z_J) = (\epsilon, s_1, \epsilon, s_2, \epsilon, \dots, \epsilon, s_M, \epsilon)$$

(where $J = 2M + 1$)

The forward probability is:

$$\begin{aligned}\alpha_j(t) &= P(z_1, \dots, z_j | X) \\ &= \sum_{(c_1, \dots, c_t) \in A(z_1, \dots, z_j)} P(c_1, \dots, c_t | X)\end{aligned}$$

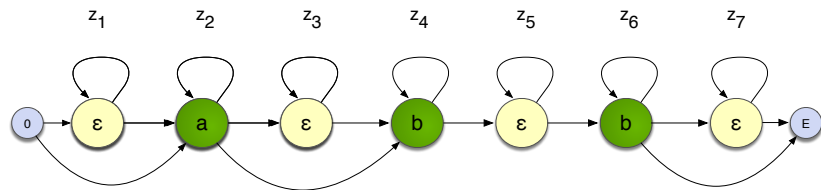
This computes the probability over all label sequences up to time t that are consistent with (z_1, \dots, z_j) .

CTC: HMM topology

We can encode the valid transitions of Z over time using an HMM.

This is a standard left-to-right HMM topology, with the addition of a skip $z_{i-2} \rightarrow z_i$ if $z_i \neq \epsilon$ and $z_i \neq z_{i-2}$

Example for original sequence $Y = [a, b, b]$:



CTC: Forward recursion

- **Initialisation:**

$$\begin{aligned}\alpha_i(0) &= 1 & i &= 1 \\ &= 0 & \text{otherwise}\end{aligned}$$

- **Recursion:**

If $z_i = \epsilon$ or $z_i = z_{i-2}$:

$$\alpha_i(t) = [\alpha_{i-1}(t-1) + \alpha_i(t-1)]p_t(z_i|X)$$

Otherwise:

$$\alpha_i(t) = [\alpha_{i-2}(t-1) + \alpha_{i-1}(t-1) + \alpha_i(t-1)]p_t(z_i|X)$$

- **Termination:**

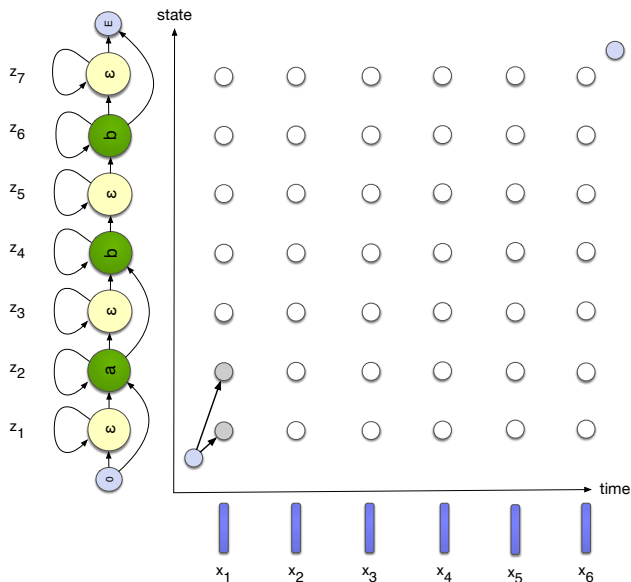
$$P(Z|X) = \alpha_{J-1}(t) + \alpha_J(t)$$

Example

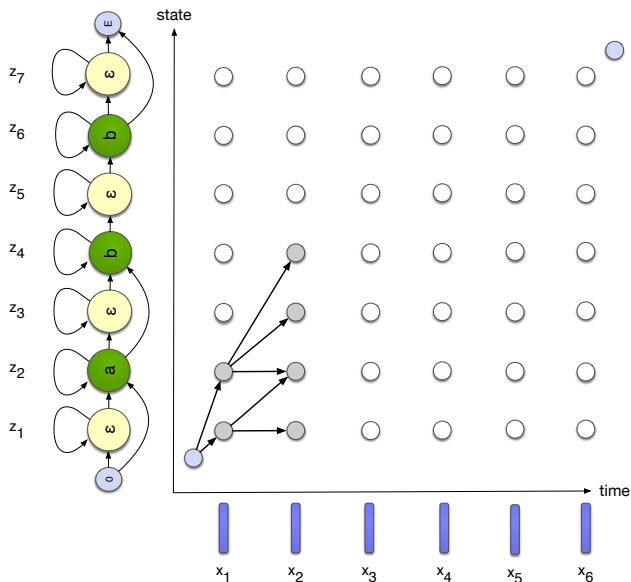
Example alignments for $[a, b, b]$ to an utterance of six frames:

a	ϵ	b	ϵ	b	b
a	a	ϵ	b	ϵ	b
ϵ	a	a	b	ϵ	b
ϵ	a	b	ϵ	b	ϵ
a	b	ϵ	ϵ	b	b
\vdots	\vdots	\vdots			

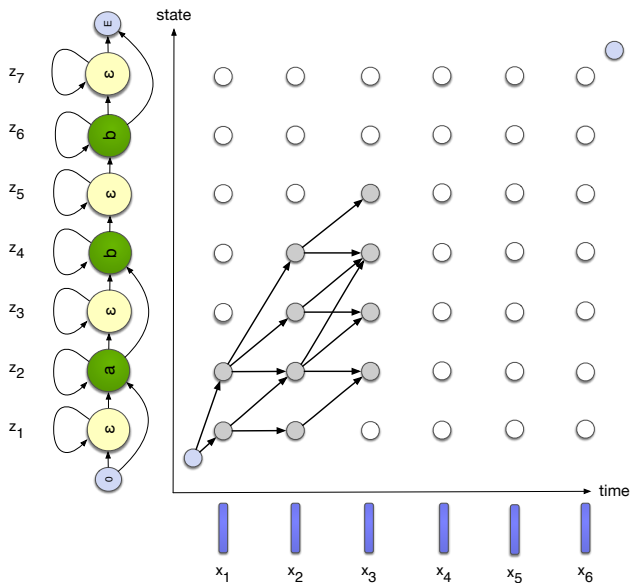
Forward recursion



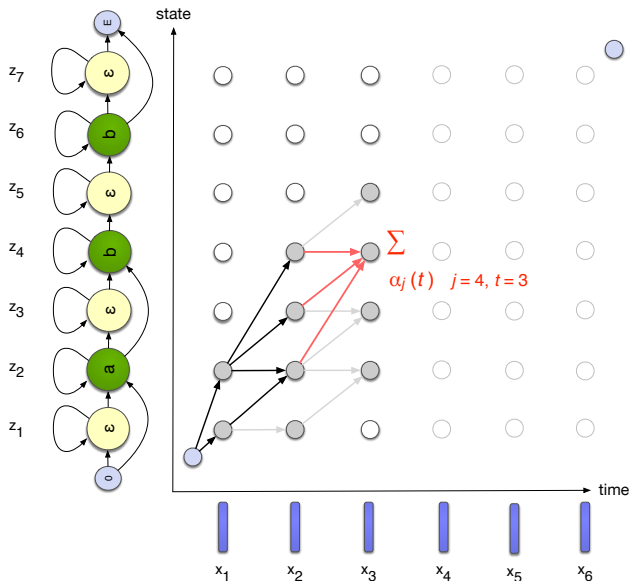
Forward recursion



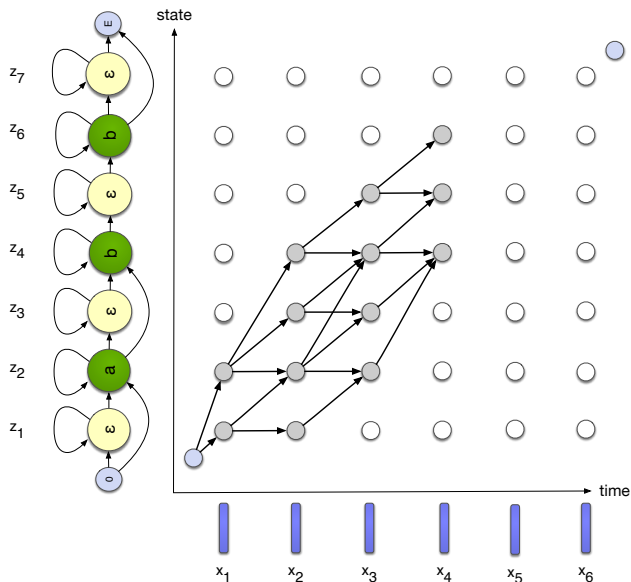
Forward recursion



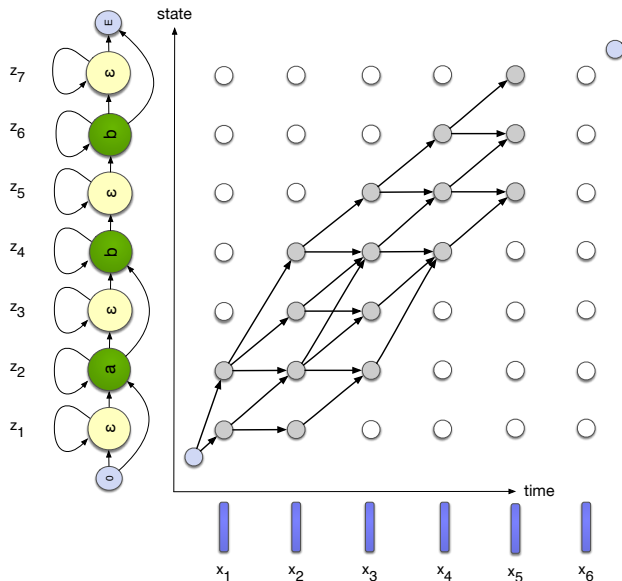
Forward recursion



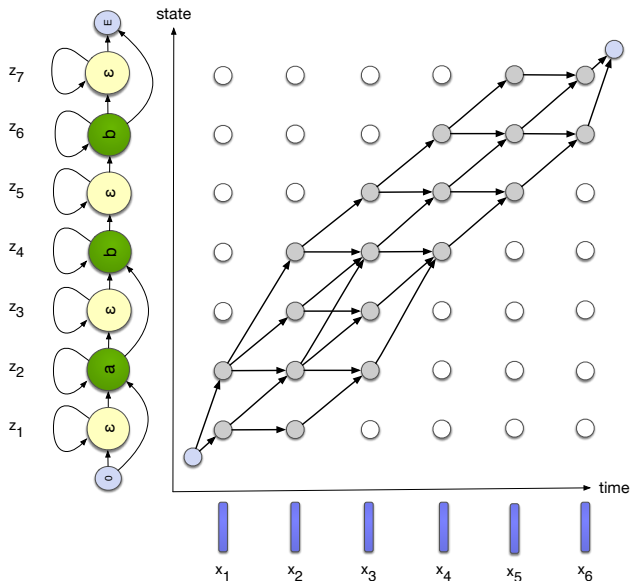
Forward recursion



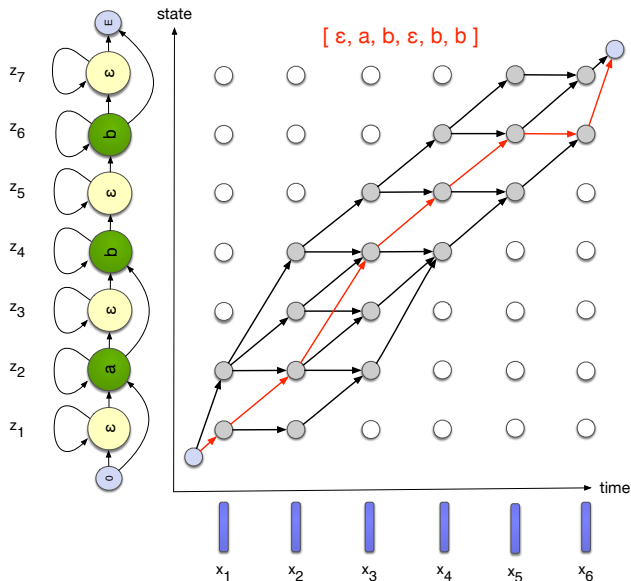
Forward recursion



Forward recursion



One alignment...



Need to solve

$$Y^* = \arg \max_Y P(Y|X)$$

Find best alignment:

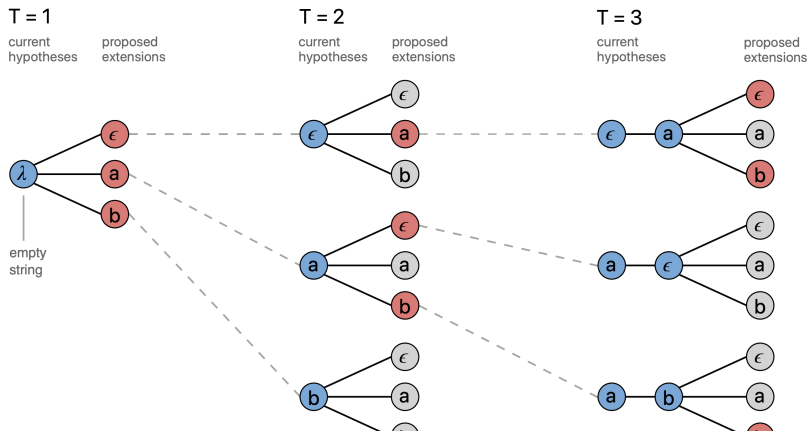
$$C^* = \arg \max_C \prod_t^T P(c_t|X)$$

Solve using beam search

CTC: Decoding with beam search

Problem: the best-scoring sequence C^* might not correspond to the overall best Y

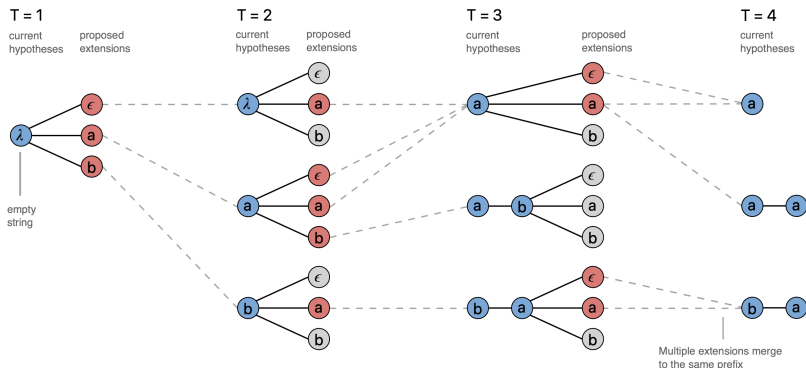
Solution: merge hypotheses with the same prefix



Merge hypotheses

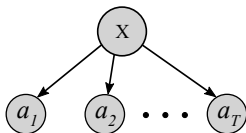
Problem: the best-scoring sequence C^* might not correspond to the overall best Y

Solution: merge hypotheses with the same prefix



Understanding CTC: Conditional independence assumption

- Each output is dependent on the entire input sequence (in Deep Speech this is achieved using a bidirectional recurrent layer)
- Given the inputs, each output is independent of the other outputs (conditional independence)
- CTC does not learn a language model over the outputs, although a language model can be applied later
- Graphical model showing dependencies in CTC:



Applying language models to CTC

- Direct interpolation of a language model with the CTC acoustic model:

$$\hat{W} = \arg \max_W (\log P(Y|X) + \lambda \log P(W)) + \eta \beta L(W))$$

Only consider word sequences W which correspond to the subword sequence Y (using a lexicon)

- λ, η are empirically determined scaling factor/insertion bonus
- Lexicon-free CTC: use a “subword language model” $P(Y)$ (Maas et al, 2015)
- WFST implementation: create an FST T which transforms a framewise label sequence \mathbf{c} into the subword sequence Y , then compose with L and G : $T \circ \min(\det(L \circ G))$ (Miao et al, 2015)

- Mozilla have released an Open Source TensorFlow implementation of the Deep Speech architecture:
- <https://hacks.mozilla.org/2017/11/a-journey-to-10-word-error-rate/>
- <https://github.com/mozilla/DeepSpeech>
- Close to state-of-the-art results on librispeech
- Mozilla Common Voice project: <https://voice.mozilla.org/en>

Summary and reading

- CTC is an alternative approach to sequence discriminative training, typically applied to RNN systems
- Used in “Deep Speech” architecture for end-to-end speech recognition
- Reading
 - A Hannun et al (2014), “Deep Speech: Scaling up end-to-end speech recognition”, ArXiv:1412.5567.
<https://arxiv.org/abs/1412.5567>
 - A Hannun (2017), “Sequence Modeling with CTC”, *Distill*.
<https://distill.pub/2017/ctc>
- Background reading
 - Y Miao et al (2015), “EESSEN: End-to-end speech recognition using deep RNN models and WFST-based decoding”, ASRU-2105. <https://ieeexplore.ieee.org/abstract/document/7404790>
 - A Maas et al (2015). “Lexicon-free conversational speech recognition with neural networks”, NAACL HLT 2015,
<http://www.aclweb.org/anthology/N15-1038>