

WFSTs for ASR

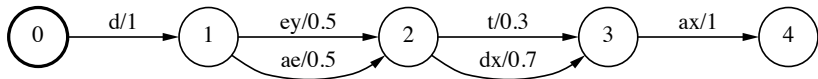
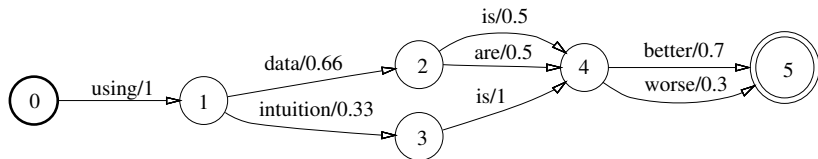
Peter Bell

Automatic Speech Recognition – ASR Lecture 9
8 February 2021

Weighted Finite State Transducers

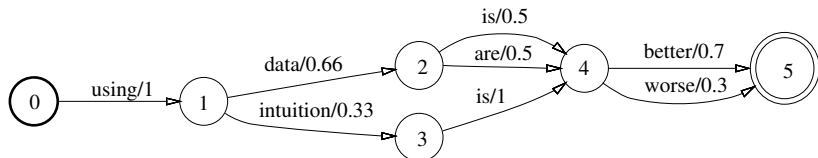
- Weighted finite state automaton that transduces an input sequence to an output sequence (Mohri et al 2008)
- States connected by transitions. Each transition has
 - input label
 - output label
 - weight
- Weights use the *log semi-ring* or *tropical semi-ring* – with operations that correspond to multiplication and addition of probabilities
- There is a single start state. Any state can optionally be a final state (with a weight)
- Used by Kaldi

Weighted Finite State Acceptors

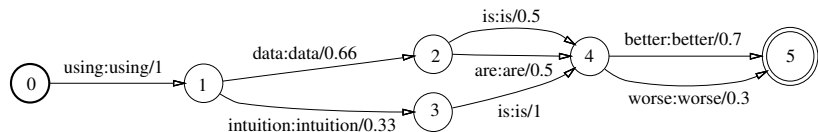


Weighted Finite State Transducers

Acceptor

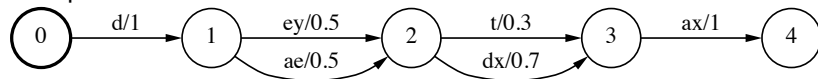


Transducer

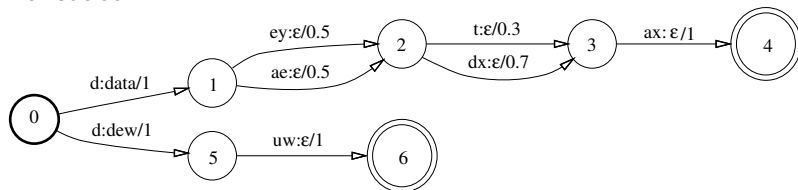


Weighted Finite State Transducers

Acceptor

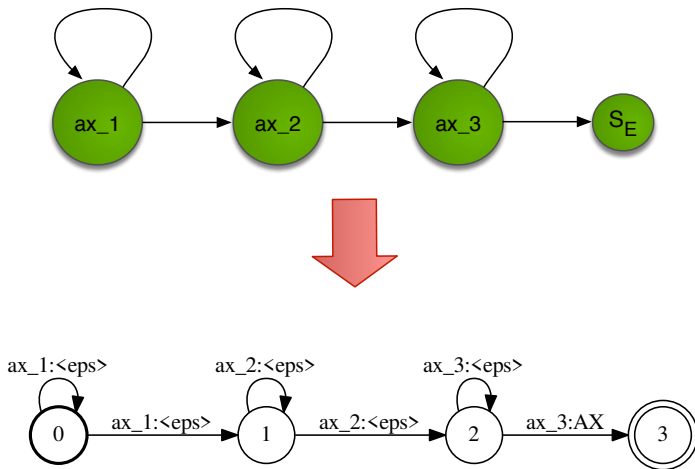


Transducer



- Composition** Combine transducers T_1 and T_2 into a single transducer acting as if the output of T_1 was passed into T_2 .
- Determinisation** Ensure that each state has no more than a single output transition for a given input label
- Minimisation** Transforms a transducer to an equivalent transducer with the fewest possible states and transitions
- Weight pushing** Push the weights towards the front of the path

The HMM as a WFST



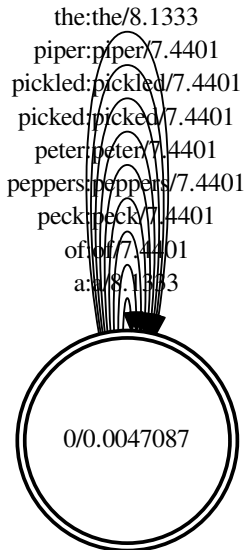
Applying WFSTs to speech recognition

- Represent the following components as WFSTs

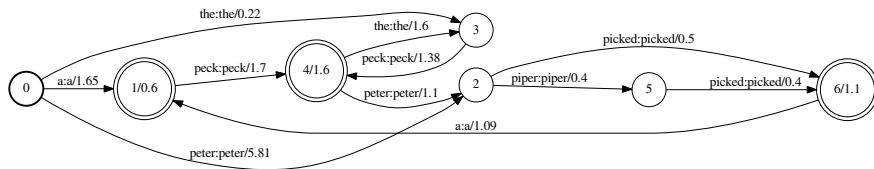
	transducer	input sequence	output sequence
G	word-level grammar	words	words
L	pronunciation lexicon	phones	words
C	context-dependency	CD phones	phones
H	HMM	HMM states	CD phones

- Composing L and G results in a transducer $L \circ G$ that maps a phone sequence to a word sequence
- $H \circ C \circ L \circ G$ results in a transducer that maps from HMM states to a word sequence

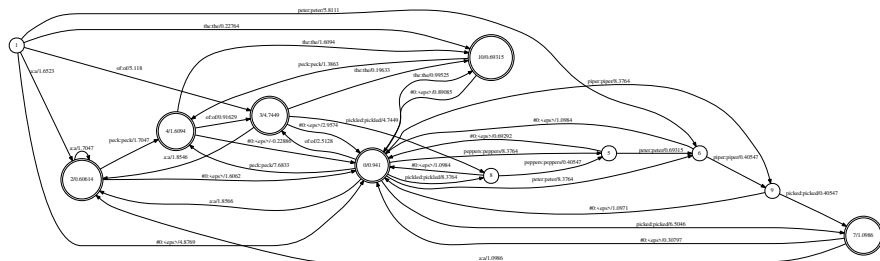
Grammar - unigram



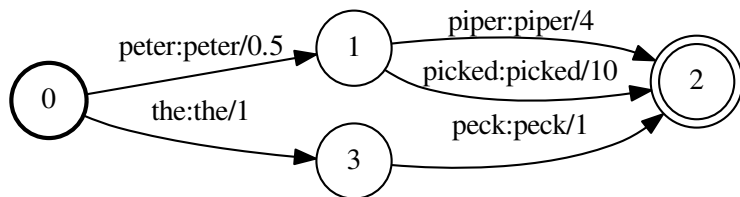
Grammar - bigram



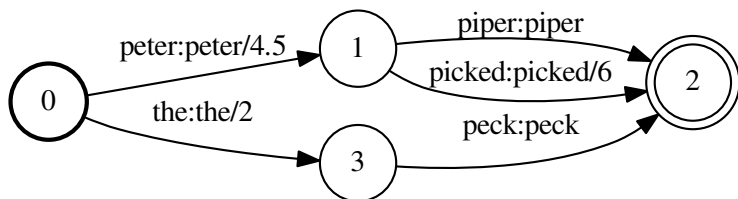
Bigram with back-off



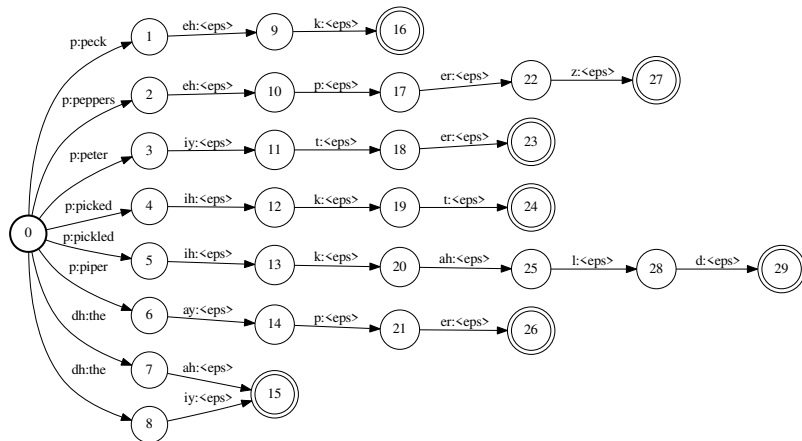
Weight pushing



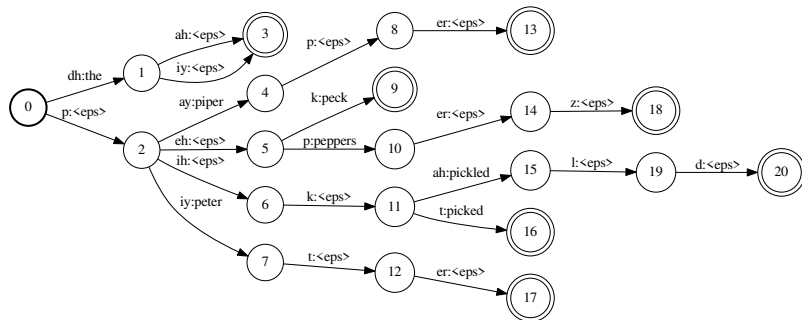
Weight-pushed version



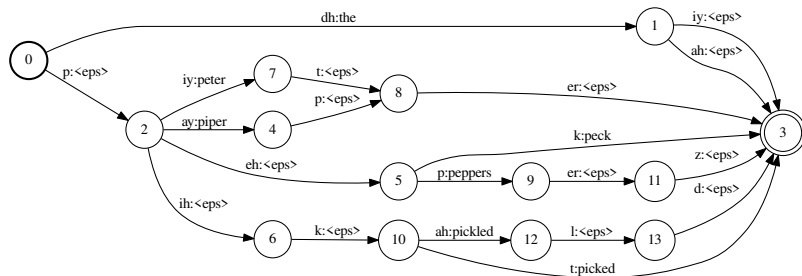
Lexicon, L



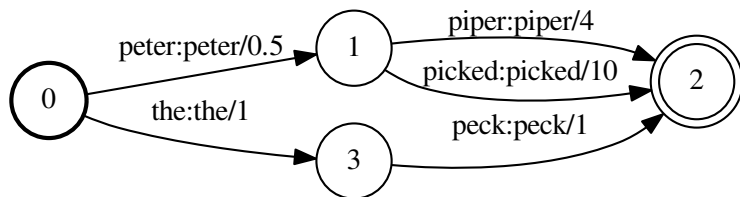
Determinization – $\det(L)$



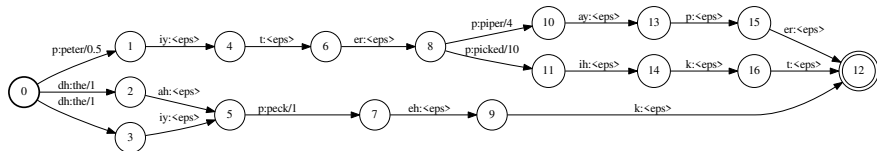
Minimization – $\min(\det(L))$



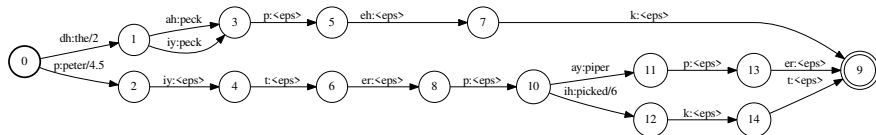
Composition



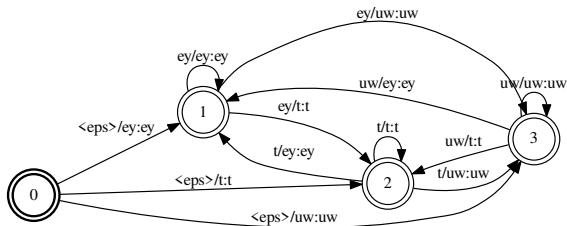
Composition: $L \circ G$



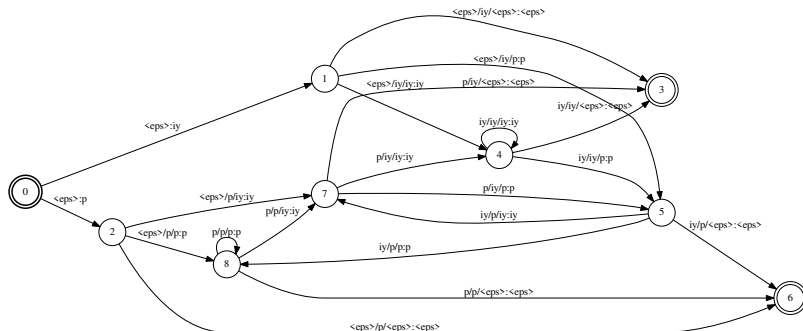
$$\min(\det(L \circ G))$$



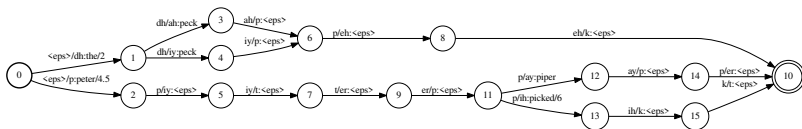
Context-dependency: biphones



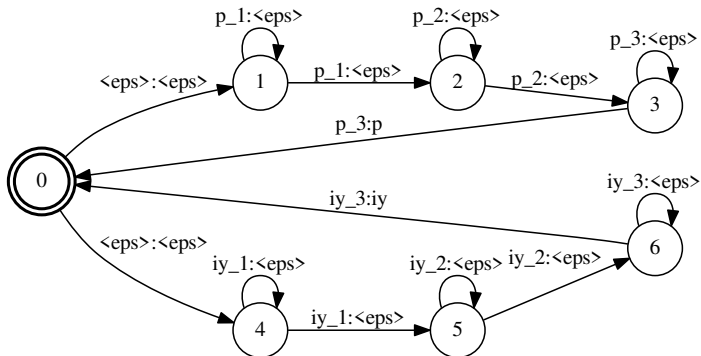
Context-dependency: triphones



$C \circ L \circ G$ – biphones



HMM transducer, H



- We can also use a version that outputs context-dependent phones
- H can be used to encode state-tying

Decoding using WFSTs

- Combining the transducers gives an overall HMM structure for the ASR system – but minimisation and determination operations on the WFSTs means it is much smaller than naively combining the HMMs
- But it is important in which order the algorithms are combined otherwise the transducers may “blow-up”
- standard approach is to determinize and minimize after each composition
- In Kaldi, ignoring one or two details

$$HCLG = \min(\det(H \circ \min(\det(C \circ \min(\det(L \circ G))))))$$

- Mohri et al (2008). “Speech recognition with weighted finite-state transducers.” In Springer Handbook of Speech Processing, pp. 559-584. Springer.
<http://www.cs.nyu.edu/~mohri/pub/hbka.pdf>
- WFSTs in Kaldi. <http://danielpovey.com/files/Lecture4.pdf>