© Buro Happold Limited or its group companies.
All Rights reserved. Buro Happold and its group companies assert (unless otherwise agreed in writing) their rights under s.77 to 89 of the Copyright, Designs and Patents Act 1988.

DO NOT SCALE THIS DRAWING.

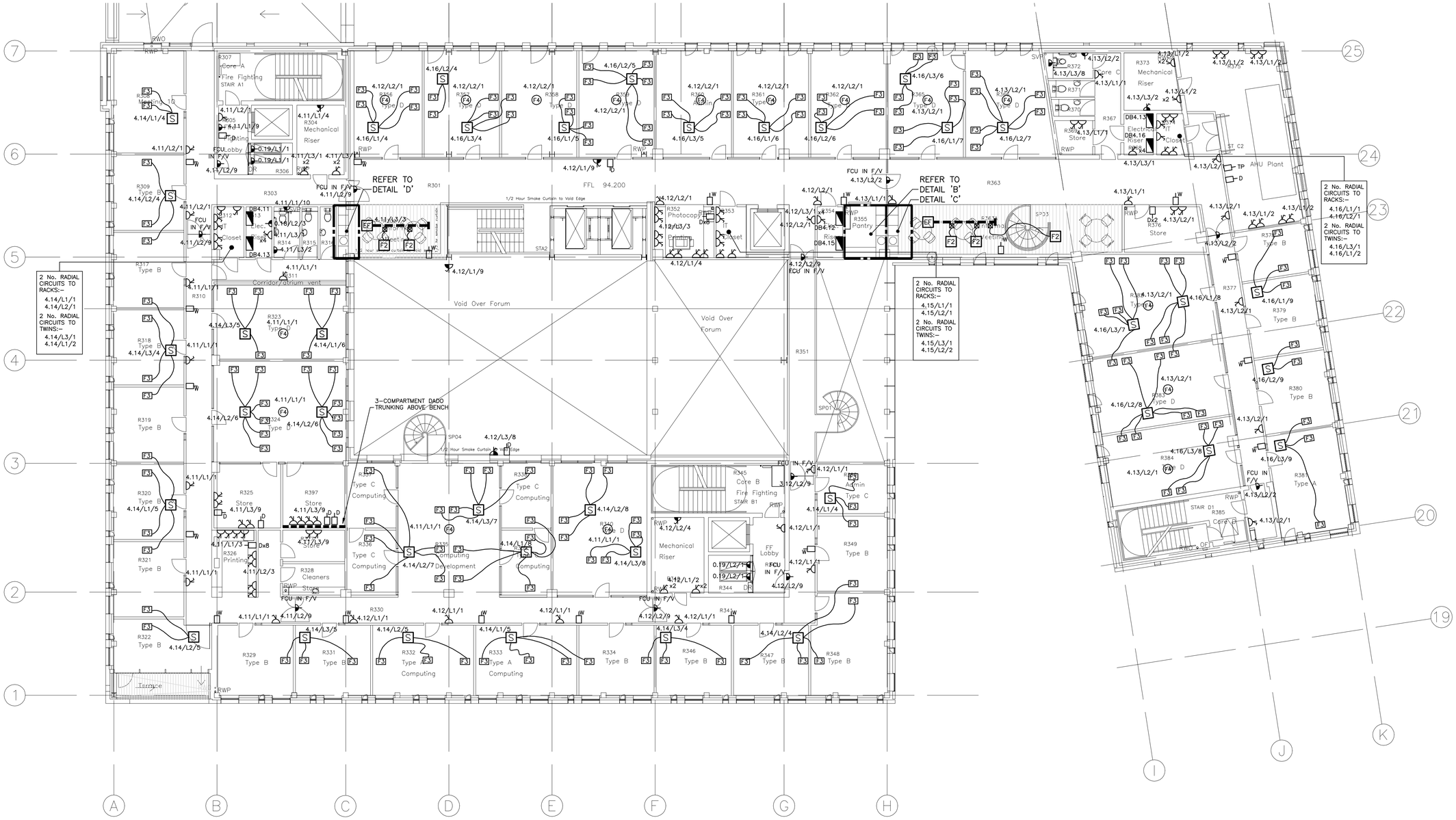

Notes

1. DO NOT SCALE FROM THIS DRAWING, IF IN DOUBT, REQUEST FURTHER INFORMATION.
2. THIS DRAWING SHALL BE READ IN CONJUNCTION WITH THE MAIN CONTRACT CONDITIONS, THE BUILDING SERVICES SPECIFICATIONS AND SCHEDULES, THE ARCHITECT'S AND STRUCTURAL ENGINEER'S DRAWINGS.
3. REFER TO THE ARCHITECT'S DRAWINGS FOR DETAILS OF ALL SETTING OUT INFORMATION. NO DIMENSIONS SHALL BE MEASURED FROM THIS DRAWING.
4. REFER TO THE ARCHITECT'S REFLECTED CEILING PLANS FOR THE SETTING OUT OF ALL SOFFIT MOUNTED SERVICES COMPONENTS.
5. REFER TO THE ARCHITECT'S DRAWINGS FOR DETAILS OF ALL BUILDING COMPARTMENTATION. ALL SERVICES SHALL BE FIRE SEALED USING THE APPROVED PENETRATION DETAIL, FULLY IN ACCORDANCE WITH THE COMPARTMENT RATING.
6. ALL OUTLETS IN CONCRETE WALLS AND COLUMNS TO HAVE CONDUIT AND BACK–BOXES CAST IN AS ARCHITECT'S AND STRUCTURAL ENGINEER'S DETAILS.
7. FLOORBOX LOCATIONS AND NUMBERS IN OFFICE AREAS ARE INDICATIVE ONLY AND SHALL DEPEND ON FINAL ROOM LAYOUTS.
8. WHERE REQUIRED, CONDUIT & BACK–BOXES SHOULD BE CAST INTO SLAB AS DETAIL xxxx.

LEGEND

- SINGLE 13A SWITCHED SOCKET
- TWIN 13A SWITCHED SOCKET
- x? '?' No. OF SOCKET OUTLETS
- IP65 IP65 RATED SINGLE BS4343 SOCKET OUTLET
- UNSWITCHED FCU
- SWITCHED FCU
- DOUBLE POLE SWITCH. MODULE ENGRAVED FRIDGE / COOKER, ETC AS APPROPRIATE
- DISTRIBUTION BOARD
- THREE PHASE OUTLET
- BUSBAR TRUNKING SYSTEM
- EF END FEED FOR BUSBAR
- 3 COMPARTMENT DADO TRUNKING
- ISOLATOR
- S DATA AND POWER HUB C/W FLOORBOX L/O IN FLOOR TILE ABOVE
- F1 HEAVY DUTY STEEL FLOORBOX WITH STONE INSERT TO MATCH FLOOR
- F2 4 COMPARTMENT FLOORBOX FOR SUSPENDED FLOOR. INSERT TO MATCH ARCHITECTURAL FINISH.
- F3 4 COMPARTMENT FLOORBOX FOR SUSPENDED FLOOR AND C/W UMBILICAL HOSE TO CARRY 2No. POWER CABLES AND 12Nos. DATA CABLES. INSERT TO MATCH ARCHITECTURAL FINISH.
- F4 CIRCULAR POWER GROMMET WITH 1No, 13A SOCKET
- TP TELEPHONE POINT
- D DATA POINT
- TV TELEVISION POIINT
- W WLAN ACCESS POINT MOUNTED AT H/L
- M MICROPHONE POINT

Rev	Description	Date	Drn	Ch'd
A	ISSUED FOR TENDER	MAR 05	REM	APF
0	ISSUED FOR BILLING	JAN 05	REM	APF

TENDER

Status of drawing

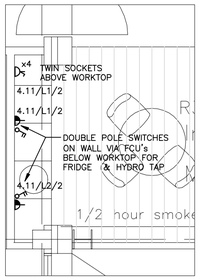

DETAIL 'D'
SCALE 1:50

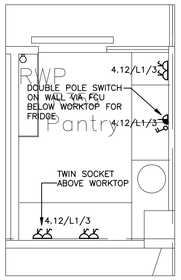

DETAIL 'B'
SCALE 1:50

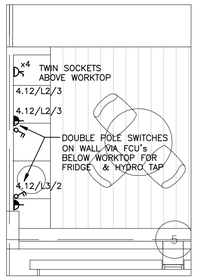

DETAIL 'C'
SCALE 1:50

Four Winds
Pacific Quay
Glasgow G51 1DY
Tel: +44 (0)141 419 3000
Fax: +44 (0)870 787 4146
Email: 008209@burohappold.com
Web: www.burohappold.com

Buro Happold
Consulting Engineers

Architect: *Bennetts Associates / Reiach and Hall*

Project: **The University of Edinburgh - Potterrow**
Third Floor - Phase 1
Small Power, Data & Comms
General Arrangement

Scales@A1	1:125
Drawn by	REM
Checked by	APF
Date	November 2004
Job No.	008209
Drawing No.	E 141
Rev	A

ARCHITECT	BENNETTS ASSOC. / REIACH AND HALL
DRAWING NO.	0312–A(E)–103 E
TITLE	POTTERROW DEVELOPMENT THIRD FLOOR PLAN PHASE 01
DATE RECEIVED	01/03/05

N.

0 2500 5000 7500 10000 12500 SCALE 1:125