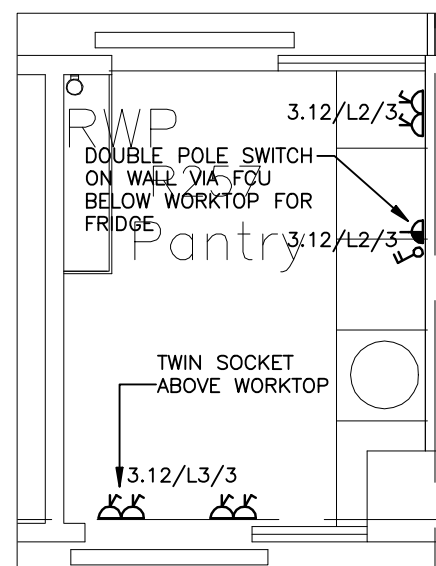
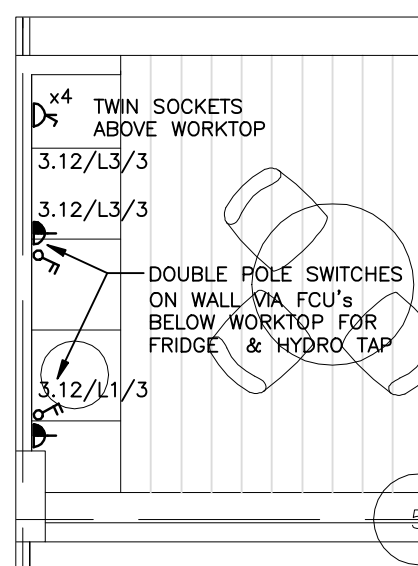


DETAIL 'D'  
SCALE 1:50



DETAIL 'B'  
SCALE 1:50



DETAIL 'C'  
SCALE 1:50

© Buro Happold Limited or its group companies.  
All Rights reserved. Buro Happold and its group companies warrant (unless otherwise agreed in writing) their rights under  
s.17 to 18 of the Copyright, Design and Patents Act 1988.

DO NOT SCALE THIS DRAWING.

#### Notes

- DO NOT SCALE FROM THIS DRAWING, IF IN DOUBT, REQUEST FURTHER INFORMATION.
- THIS DRAWING SHALL BE READ IN CONJUNCTION WITH THE MAIN CONTRACT CONDITIONS, THE BUILDING SERVICES SPECIFICATIONS AND SCHEDULES, THE ARCHITECT'S AND STRUCTURAL ENGINEER'S DRAWINGS.
- REFER TO THE ARCHITECT'S DRAWINGS FOR DETAILS OF ALL SETTING OUT INFORMATION. NO DIMENSIONS SHALL BE MEASURED FROM THIS DRAWING.
- REFER TO THE ARCHITECT'S REFLECTED CEILING PLANS FOR THE SETTING OUT OF ALL SOFFIT MOUNTED SERVICES COMPONENTS.
- REFER TO THE ARCHITECT'S DRAWINGS FOR DETAILS OF ALL BUILDING COMPARTMENTATION. ALL SERVICES SHALL BE FIRE SEALED USING THE APPROVED PENETRATION DETAIL, FULLY IN ACCORDANCE WITH THE COMPARTMENT RATING.
- ALL OUTLETS IN CONCRETE WALLS AND COLUMNS TO HAVE CONDUIT AND BACK-BOXES CAST IN AS ARCHITECT'S AND STRUCTURAL ENGINEER'S DETAILS.
- FLOORBOX LOCATIONS AND NUMBERS IN OFFICE AREAS ARE INDICATIVE ONLY AND SHALL DEPEND ON FINAL ROOM LAYOUTS.
- WHERE REQUIRED, CONDUIT & BACK-BOXES SHOULD BE CAST INTO SLAB AS DETAIL xxxx.

#### LEGEND


- SINGLE 13A SWITCHED SOCKET
- TWIN 13A SWITCHED SOCKET
- '?' No. OF SOCKET OUTLETS
- IP65 RATED SINGLE BS4343 SOCKET OUTLET
- UNSWITCHED FCU
- SWITCHED FCU
- DOUBLE POLE SWITCH. MODULE ENGRAVED FRIDGE / COOKER, ETC AS APPROPRIATE
- DISTRIBUTION BOARD
- THREE PHASE OUTLET
- BUSBAR TRUNKING SYSTEM
- END FEED FOR BUSBAR
- 3 COMPARTMENT DADO TRUNKING
- ISOLATOR
- DATA AND POWER HUB C/W FLOORBOX LIO IN FLOOR TILE ABOVE
- HEAVY DUTY STEEL FLOORBOX WITH STONE INSERT TO MATCH FLOOR
- 4 COMPARTMENT FLOORBOX FOR SUSPENDED FLOOR. INSERT TO MATCH ARCHITECTURAL FINISH.
- 4 COMPARTMENT FLOORBOX FOR SUSPENDED FLOOR AND C/W UNIBLOCK HOSE TO CARRY 2No. POWER CABLES AND 12No. DATA CABLES. INSERT TO MATCH ARCHITECTURAL FINISH.
- CIRCULAR POWER GROMMET WITH 1No. 13A SOCKET
- TELEPHONE POINT
- DATA POINT
- TELEVISION POINT
- WLAN ACCESS POINT MOUNTED AT H/L
- MICROPHONE POINT

A	ISSUED FOR TENDER	MAR 05	REM	APF
0	ISSUED FOR BILLING	JAN 05	REM	APF
Rev	Description	Date	Dm	Chd

## TENDER

Status of drawing

Four Winds  
Pacific Quay  
Glasgow G51 1DY  
Tel: +44 (0)141 419 3000  
Fax: +44 (0)870 787 4146  
Email: 008209@burohappold.com  
Web: www.burohappold.com



**Buro Happold**  
Consulting Engineers

Architect: **Bennetts Associates / Relach and Hall**  
Project: **The University of Edinburgh - Potterrow**  
**Second Floor - Phase 1**  
**Small Power, Data & Comms**  
**General Arrangement**

Scale: A1 1:125	Job No. <b>008209</b>
Drawn by <b>REM</b>	Drawing No. <b>E 131</b>
Checked by <b>APF</b>	
Date <b>November 2004</b>	Rev <b>A</b>

ARCHITECT	BENNETTS ASSOC. / REIACH AND HALL
DRAWING NO.	0312-A(E)-102 E
TITLE	POTTERROW DEVELOPMENT
	SECOND FLOOR PLAN PHASE 01
DATE RECEIVED	01/03/05
0 2500 5000 7500 10000 12500	SCALE 1:125