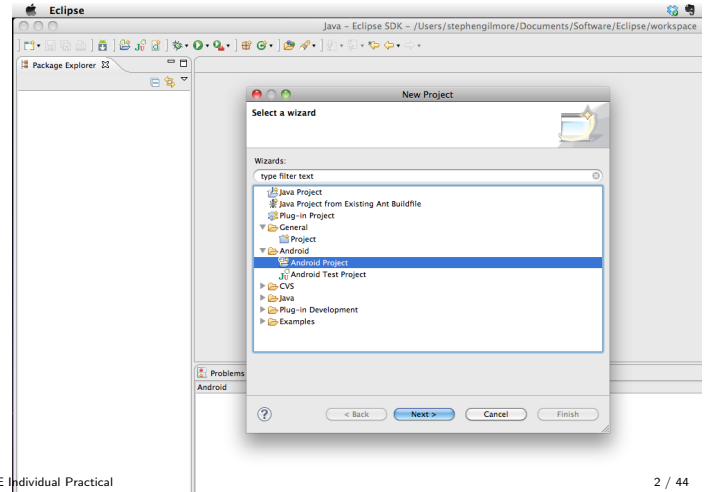




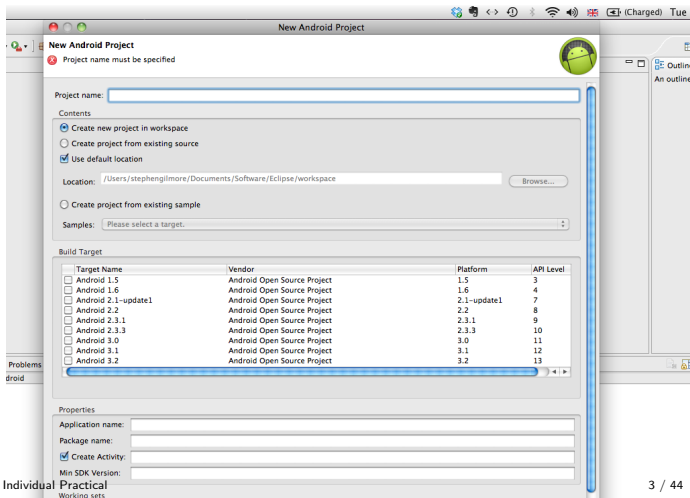
## CS/SE Individual Practical

Stephen Gilmore  
October 7, 2011  
School of Informatics

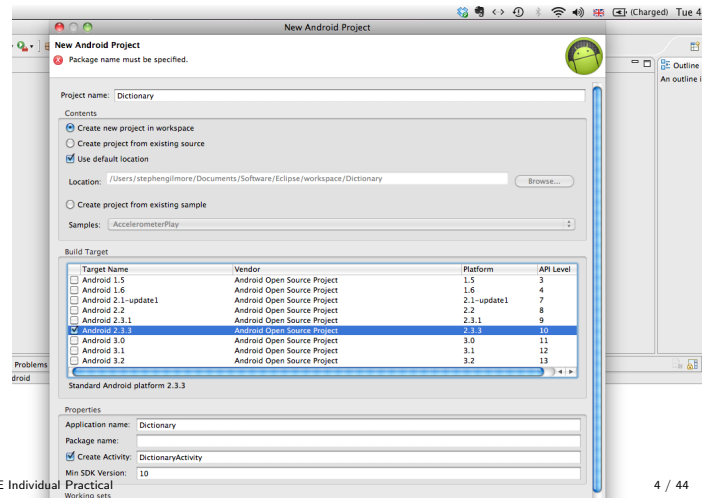
## Creating a new Android project



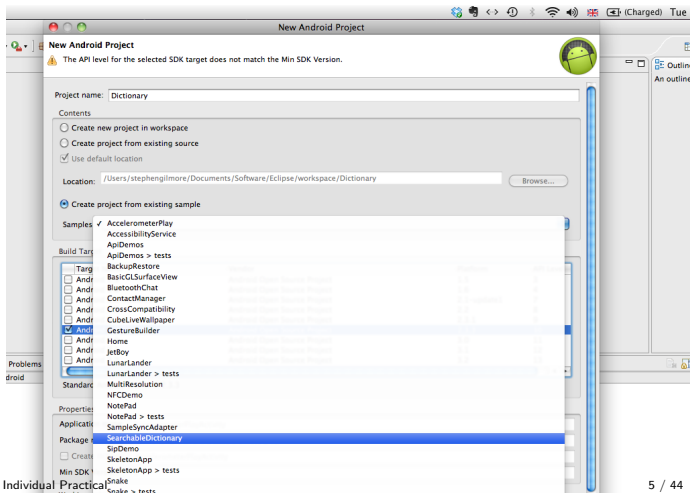
## Naming your project



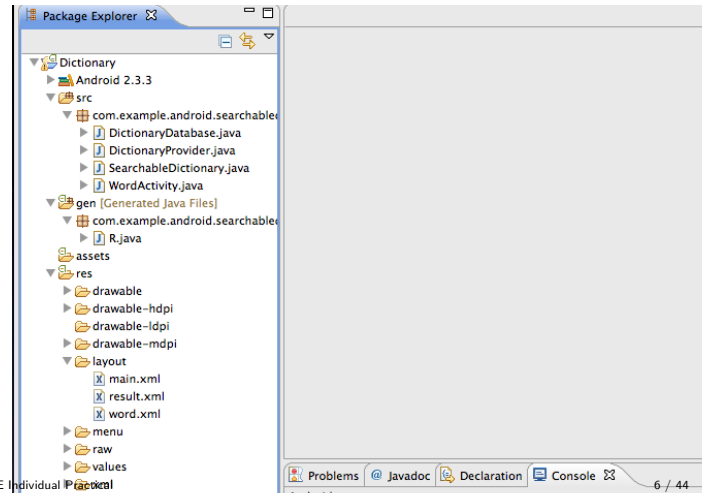
## Specifying the platform



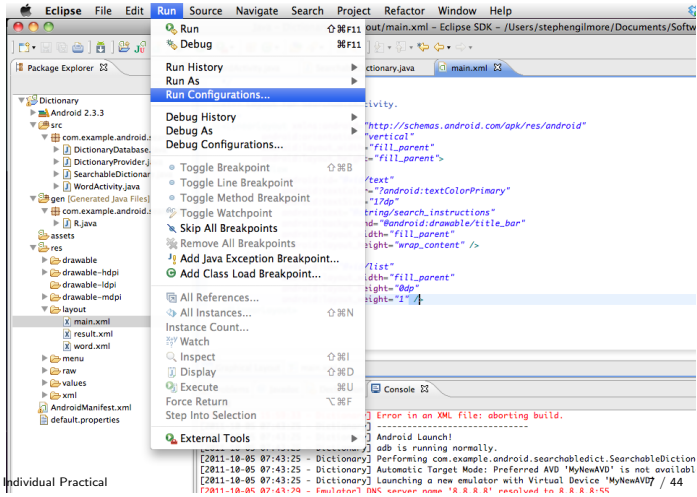
## Looking at samples



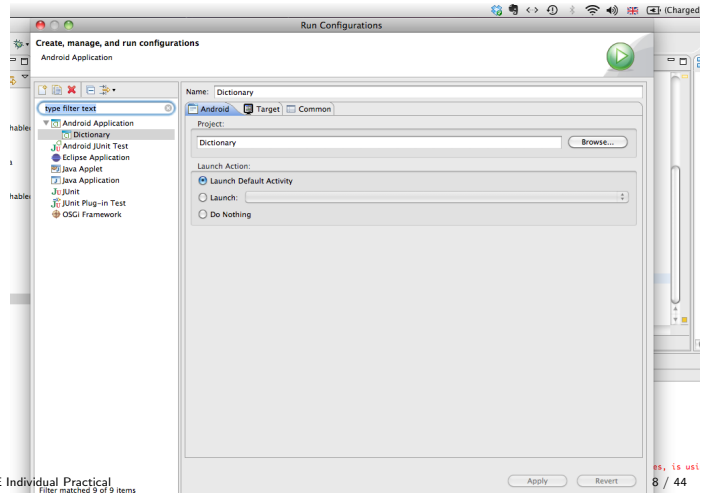
## A project is created



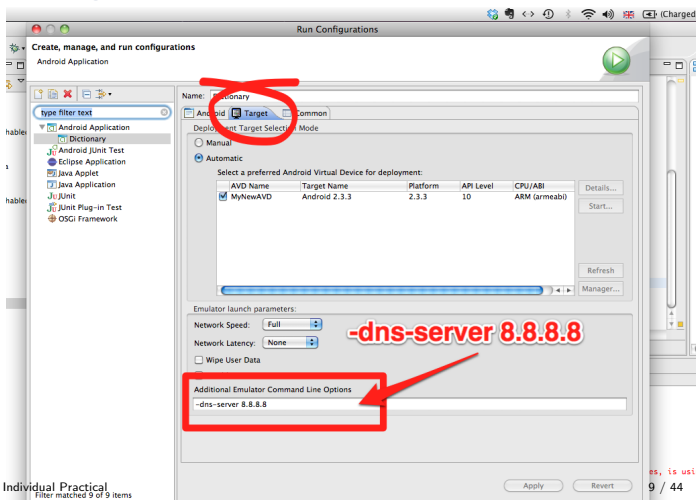
## Configuring an Android application



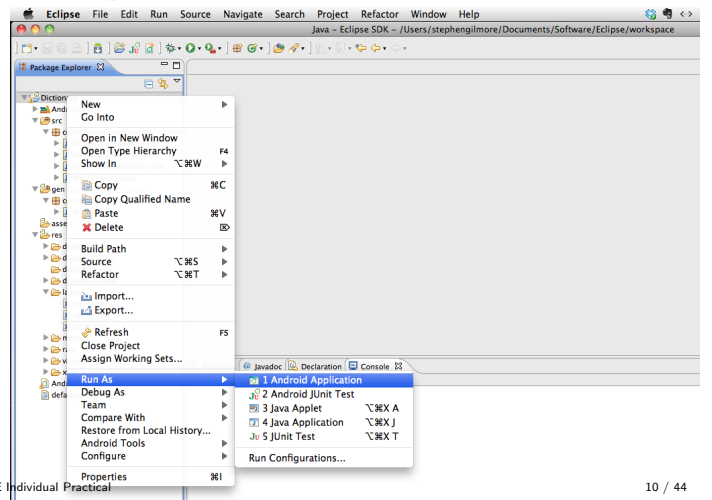
## Run configurations



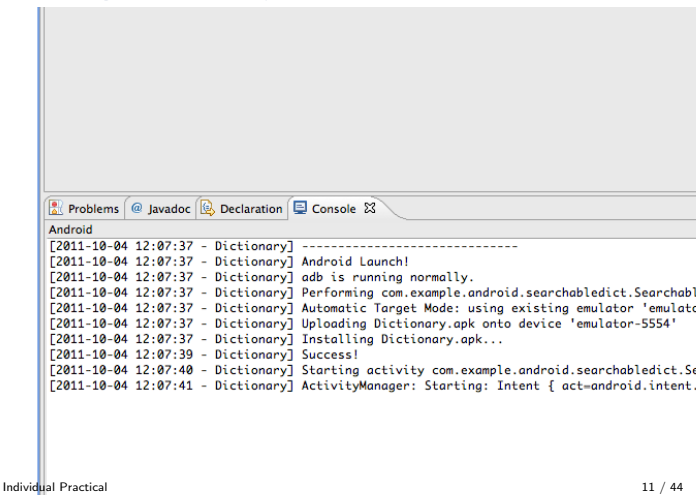
## Setting the DNS server



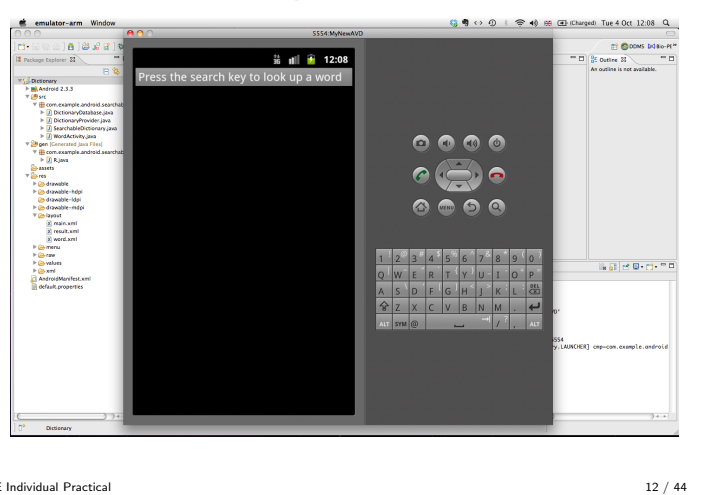
## Running an Android application



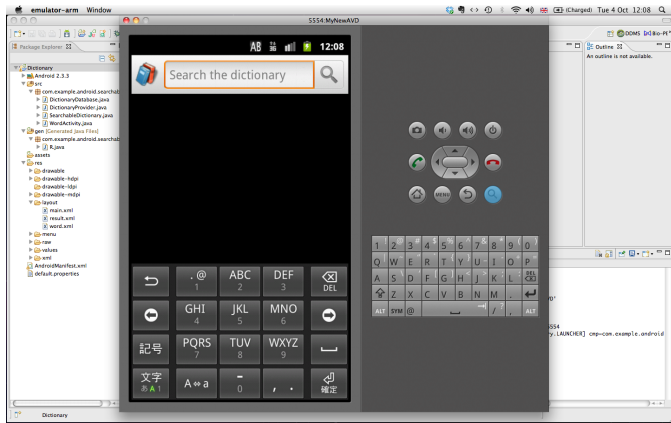
## Starting the activity on the emulator



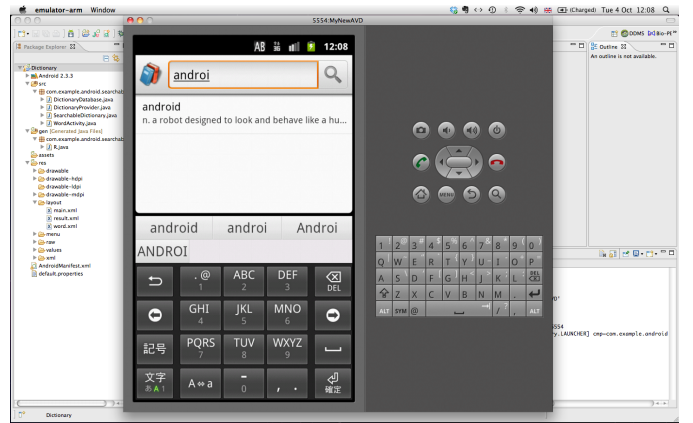
## The emulator running



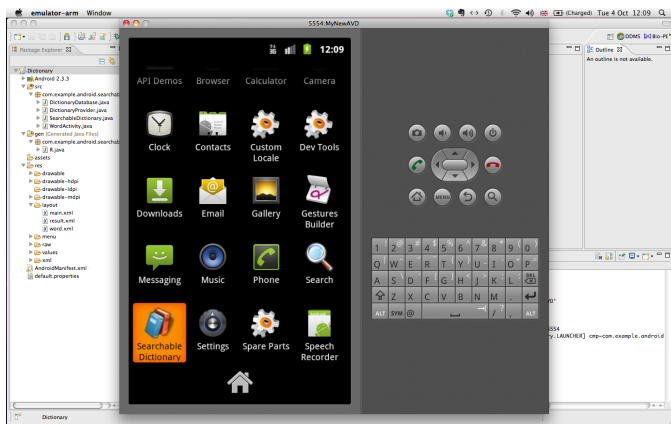
## Searching the dictionary



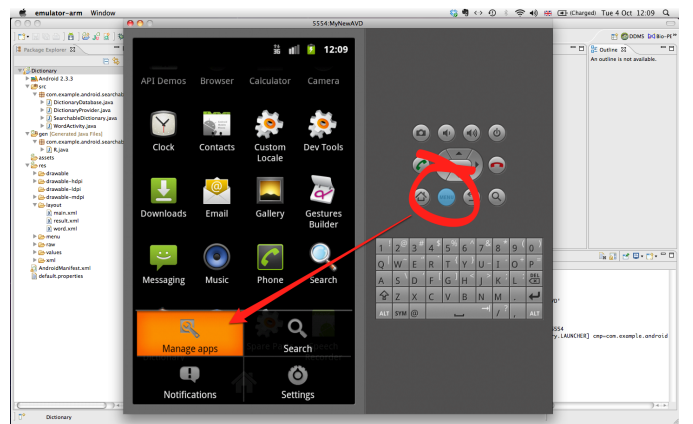
## Autocompletion is used



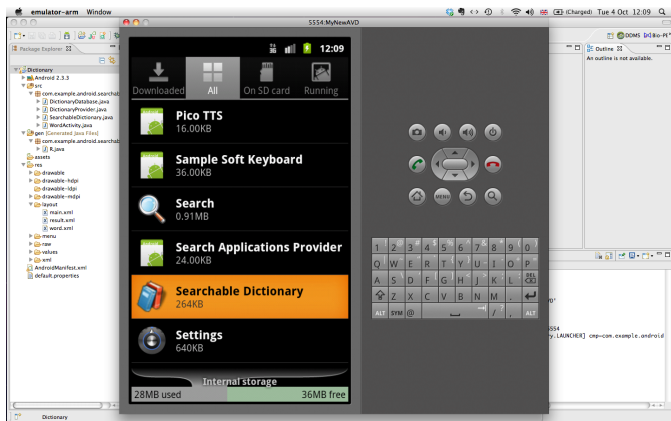
## The application in the launchpad



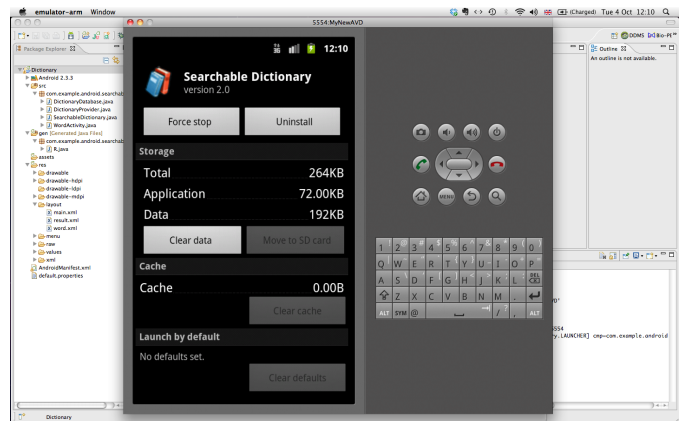
## Managing apps on the phone



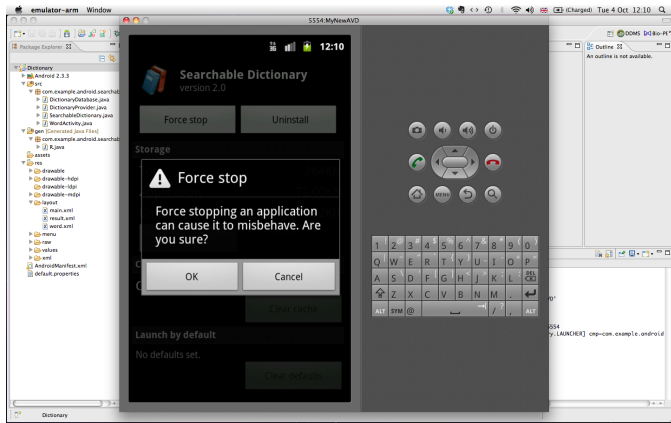
## Selecting an app for deletion



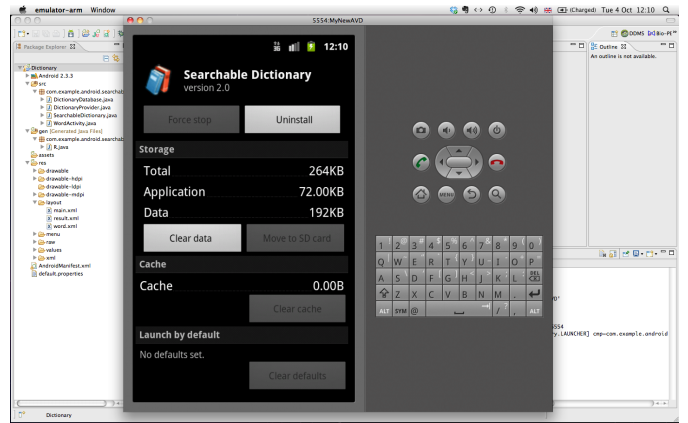
## Forcing apps to stop



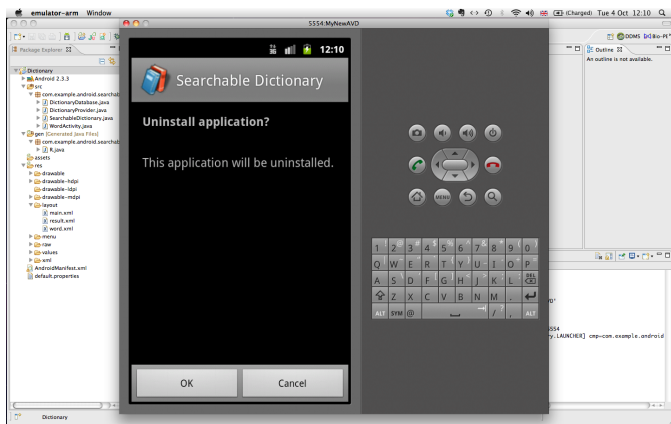
## Forcing apps to stop



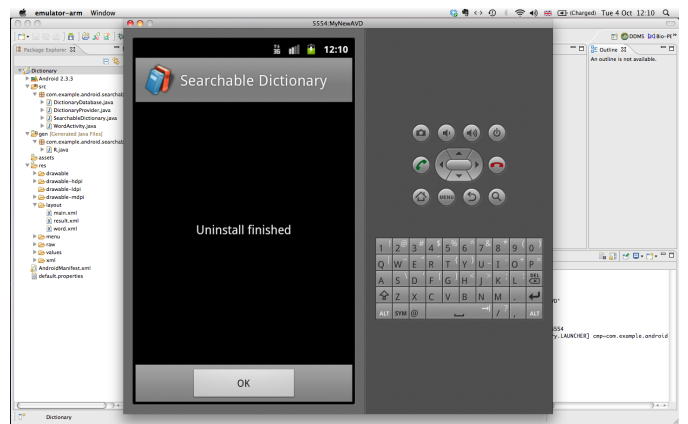
## Uninstalling an app



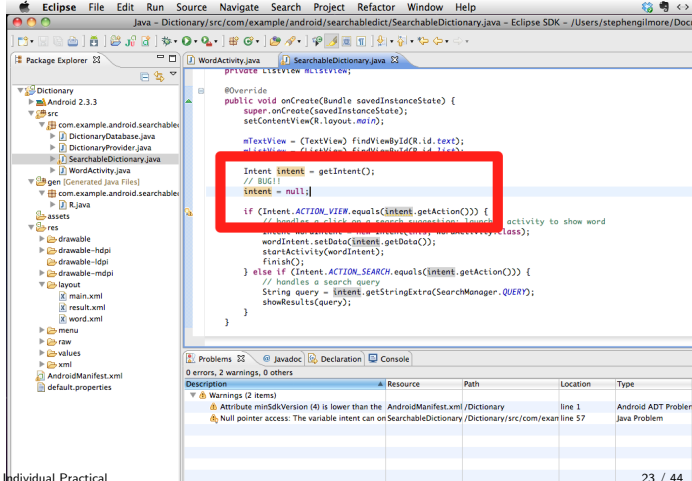
## Uninstalling an app



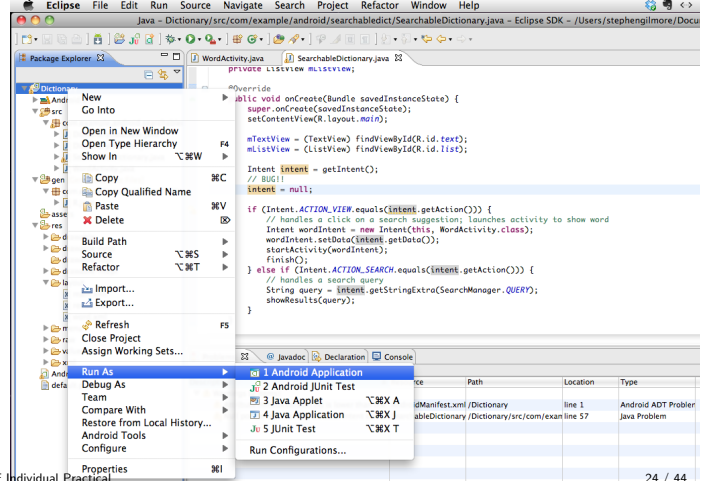
## Uninstalling an app



## Seeding a NullPointerException (NPE)

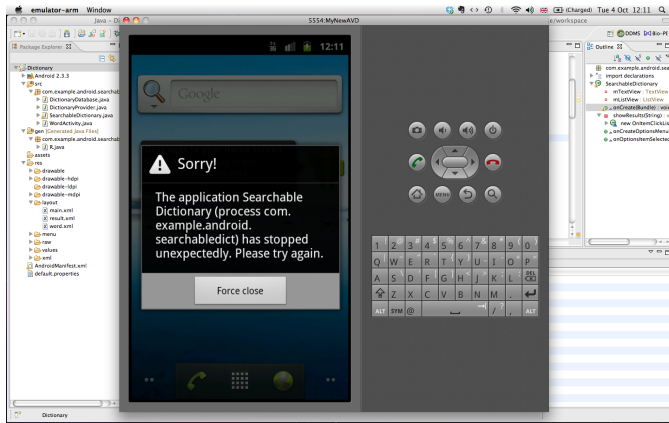


## Try to run the application

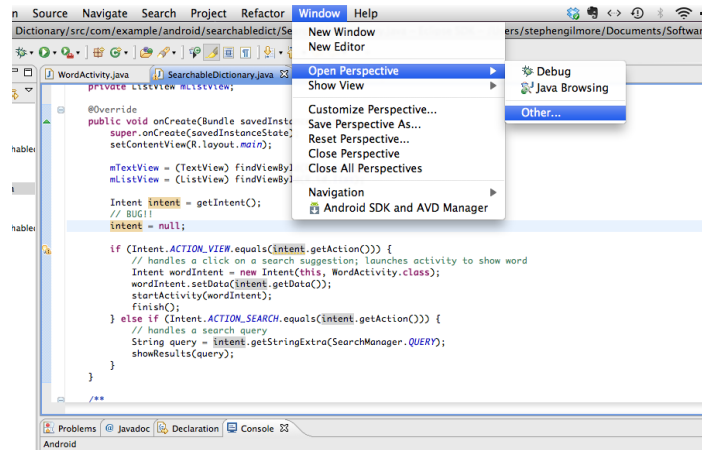




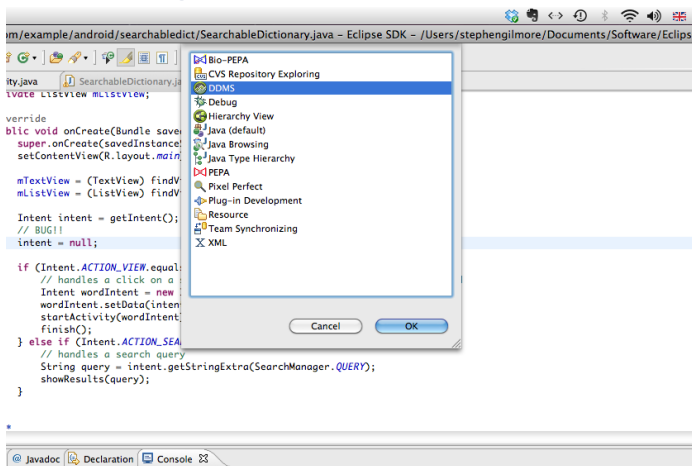
## User view of a NullPointerException



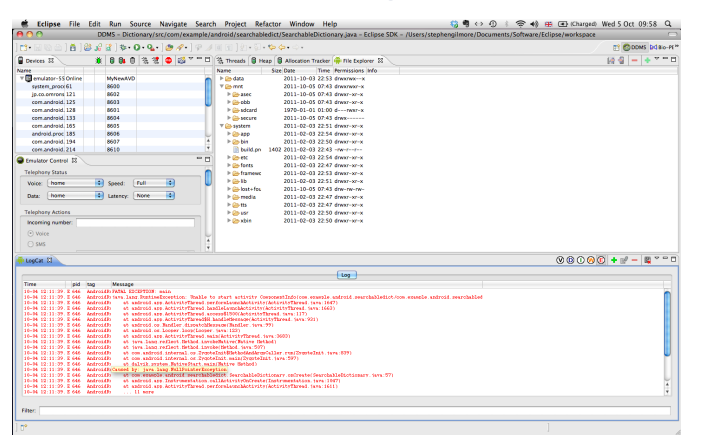
## Change the Eclipse perspective



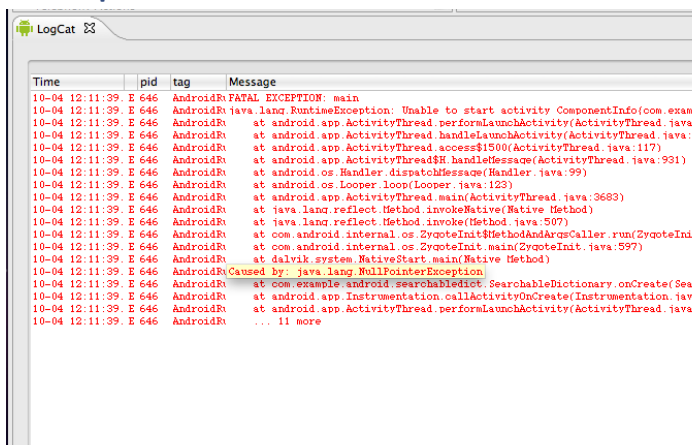
## Dalvik Debug and Monitor Service



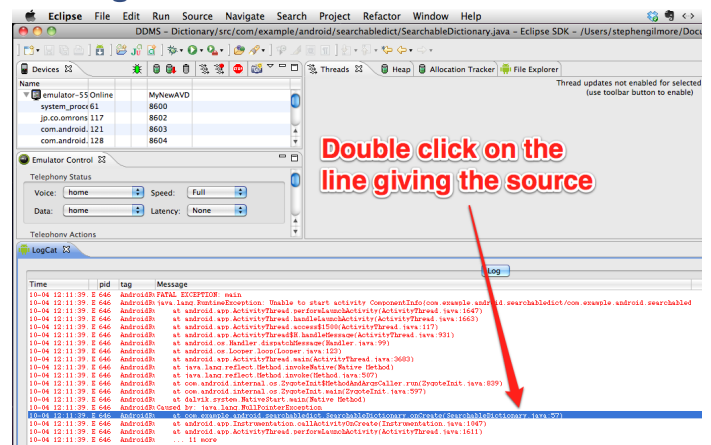
## DDMS perspective with LogCat



## Developer view of a NPE



## Tracking the error back to the code



## Error found, warning visible

CS/SE Individual Practical 31 / 44

## Bug removed, Java Problem disappears

CS/SE Individual Practical 32 / 44

## Graphical view of XML in editor

CS/SE Individual Practical 33 / 44

## Source code view of XML in editor

CS/SE Individual Practical 34 / 44

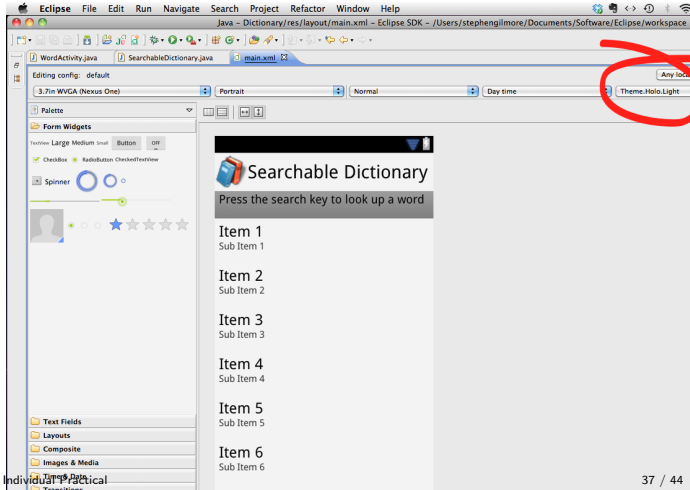
## Outline view of XML in editor

CS/SE Individual Practical 35 / 44

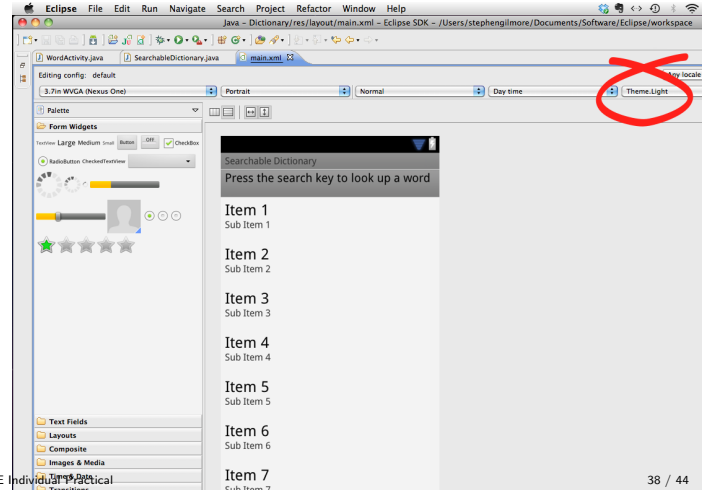
## The editor (and themes)

CS/SE Individual Practical 36 / 44

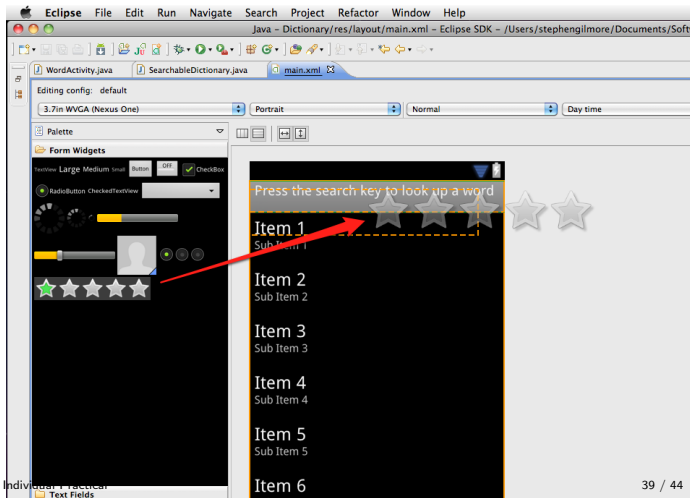
## Changing the theme (Holo light)



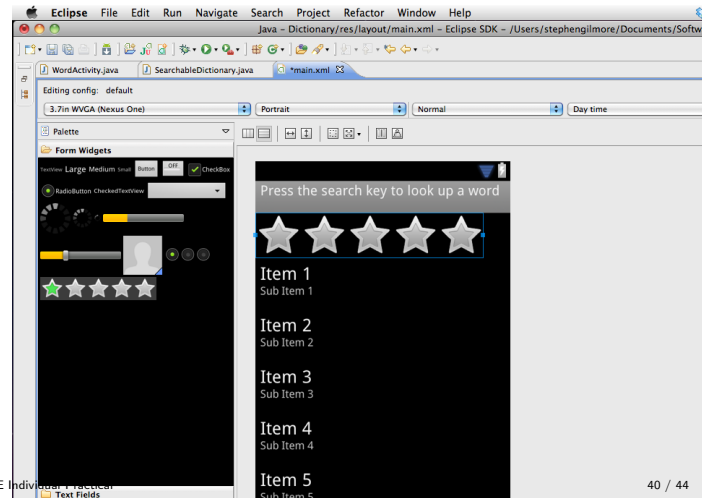
## Changing the theme (Theme Light)



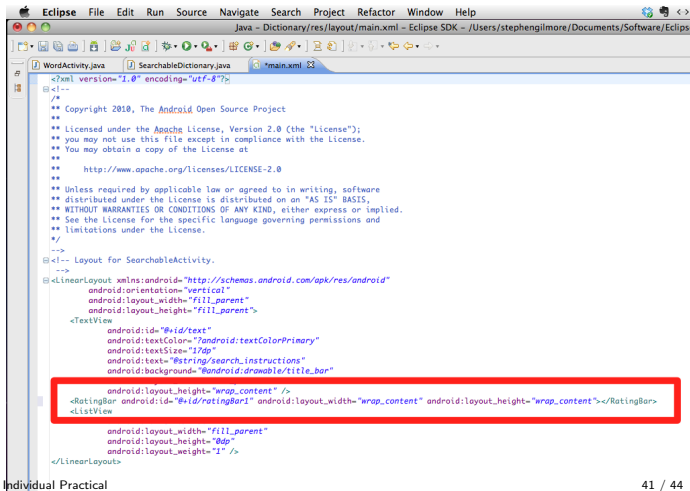
## Adding widgets with drag and drop



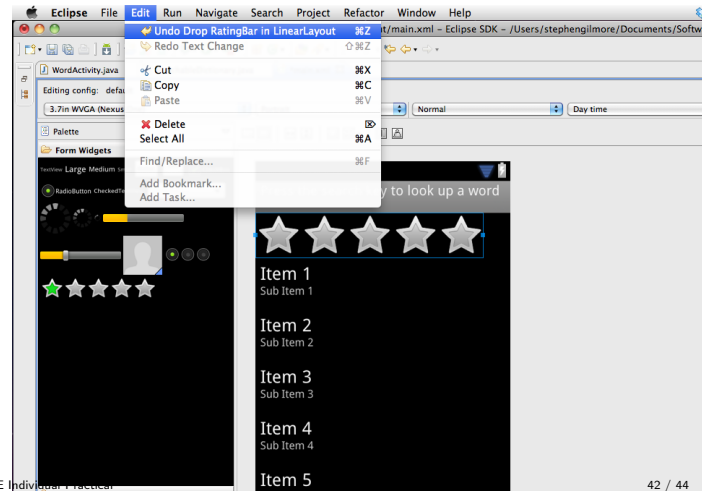
## The graphical layout is updated



## XML source automatically updated too



## Undo changes in the editor



## Errors in XML code

```

<ListView
    android:id="@+id/list"
    android:layout_width="fill_parent"
    android:layout_height="80dp"
    android:layout_weight="1" />
</LinearLayout>
<ListView
    android:id="@+id/list"
    android:layout_width="fill_parent"
    android:layout_height="80dp"
    android:layout_weight="1" />
    
```

[2011-10-04 12:07:37 - Dictionary] Automatic Target Mode: using existing emulator 'emulator-!
 [2011-10-04 12:07:37 - Dictionary] Uploading Dictionary.apk onto device 'emulator-5554'
 [2011-10-04 12:07:37 - Dictionary] Installing Dictionary.apk...
 [2011-10-04 12:07:39 - Dictionary] Success!
 [2011-10-04 12:07:40 - Dictionary] Starting activity com.example.android.searchabledict.Searc
 [2011-10-04 12:07:41 - Dictionary] ActivityManager: Starting: Intent { act=android.intent.act
 [2011-10-04 12:11:36 - Dictionary] -----
 [2011-10-04 12:11:36 - Dictionary] Android Launch!
 [2011-10-04 12:11:36 - Dictionary] adb is running normally.
 [2011-10-04 12:11:36 - Dictionary] Performing com.example.android.searchabledict.SearchableDi
 [2011-10-04 12:11:36 - Dictionary] Automatic Target Mode: using existing emulator 'emulator-!
 [2011-10-04 12:11:36 - Dictionary] Uploading Dictionary.apk onto device 'emulator-5554'
 [2011-10-04 12:11:36 - Dictionary] Installing Dictionary.apk...
 [2011-10-04 12:11:39 - Dictionary] Success!
 [2011-10-04 12:11:39 - Dictionary] Starting activity com.example.android.searchabledict.Searc
 [2011-10-04 12:11:40 - Dictionary] ActivityManager: Starting: Intent { act=android.intent.act
 [2011-10-04 15:58:02 - Dictionary] Error in an XML file: aborting build.

## Errors in XML can be subtle

```

<ListView
    android:id="@+id/list"
    android:layout_width="fill_parent"
    android:layout_height="80dp"
    android:layout_weight="1" />
</LinearLayout>
<ListView
    android:id="@+id/list"
    android:layout_width="fill_
    android:layout_height="80dp"
    android:layout_w
    >
    
```

[2011-10-04 12:07:37 - Dictionary] Automatic Target Mode: using existing emulator 'emulator-!
 [2011-10-04 12:07:37 - Dictionary] Uploading Dictionary.apk onto device 'emulator-5554'
 [2011-10-04 12:07:37 - Dictionary] Installing Dictionary.apk...
 [2011-10-04 12:07:39 - Dictionary] Success!
 [2011-10-04 12:07:40 - Dictionary] Starting activity com.example.android.searchabledict.Searc
 [2011-10-04 12:07:41 - Dictionary] ActivityManager: Starting: Intent { act=android.intent.act
 [2011-10-04 12:11:36 - Dictionary] -----
 [2011-10-04 12:11:36 - Dictionary] Android Launch!
 [2011-10-04 12:11:36 - Dictionary] adb is running normally.
 [2011-10-04 12:11:36 - Dictionary] Performing com.example.android.searchabledict.SearchableDi
 [2011-10-04 12:11:36 - Dictionary] Automatic Target Mode: using existing emulator 'emulator-!
 [2011-10-04 12:11:36 - Dictionary] Uploading Dictionary.apk onto device 'emulator-5554'
 [2011-10-04 12:11:36 - Dictionary] Installing Dictionary.apk...
 [2011-10-04 12:11:39 - Dictionary] Success!
 [2011-10-04 12:11:39 - Dictionary] Starting activity com.example.android.searchabledict.Searc
 [2011-10-04 12:11:40 - Dictionary] ActivityManager: Starting: Intent { act=android.intent.act
 [2011-10-04 15:58:02 - Dictionary] Error in an XML file: aborting build.
 [2011-10-04 15:59:18 - Dictionary] Error in an XML file: aborting build.
 [2011-10-04 15:59:33 - Dictionary] Error in an XML file: aborting build.