

Informatics 1 - Computation & Logic: Tutorial 2

Propositional Logic: Venn Diagrams and Truth Tables

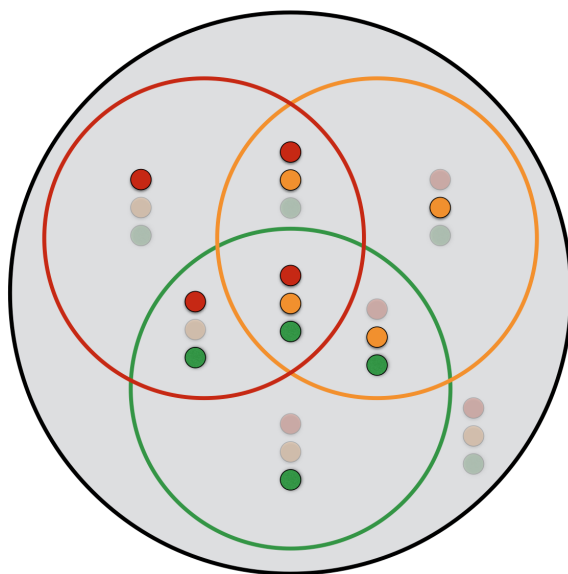
Week 4: 10-16 October 2016

Please attempt the entire worksheet in advance of the tutorial, and bring with you all work, including (if a computer is involved) printouts of code and test results. Tutorials cannot function properly unless you do the work in advance.

You may work with others, but you must understand the work; you can't phone a friend during the exam.

Assessment is formative, meaning that marks from coursework do not contribute to the final mark. But coursework is not optional. If you do not do the coursework you are unlikely to pass the exams.

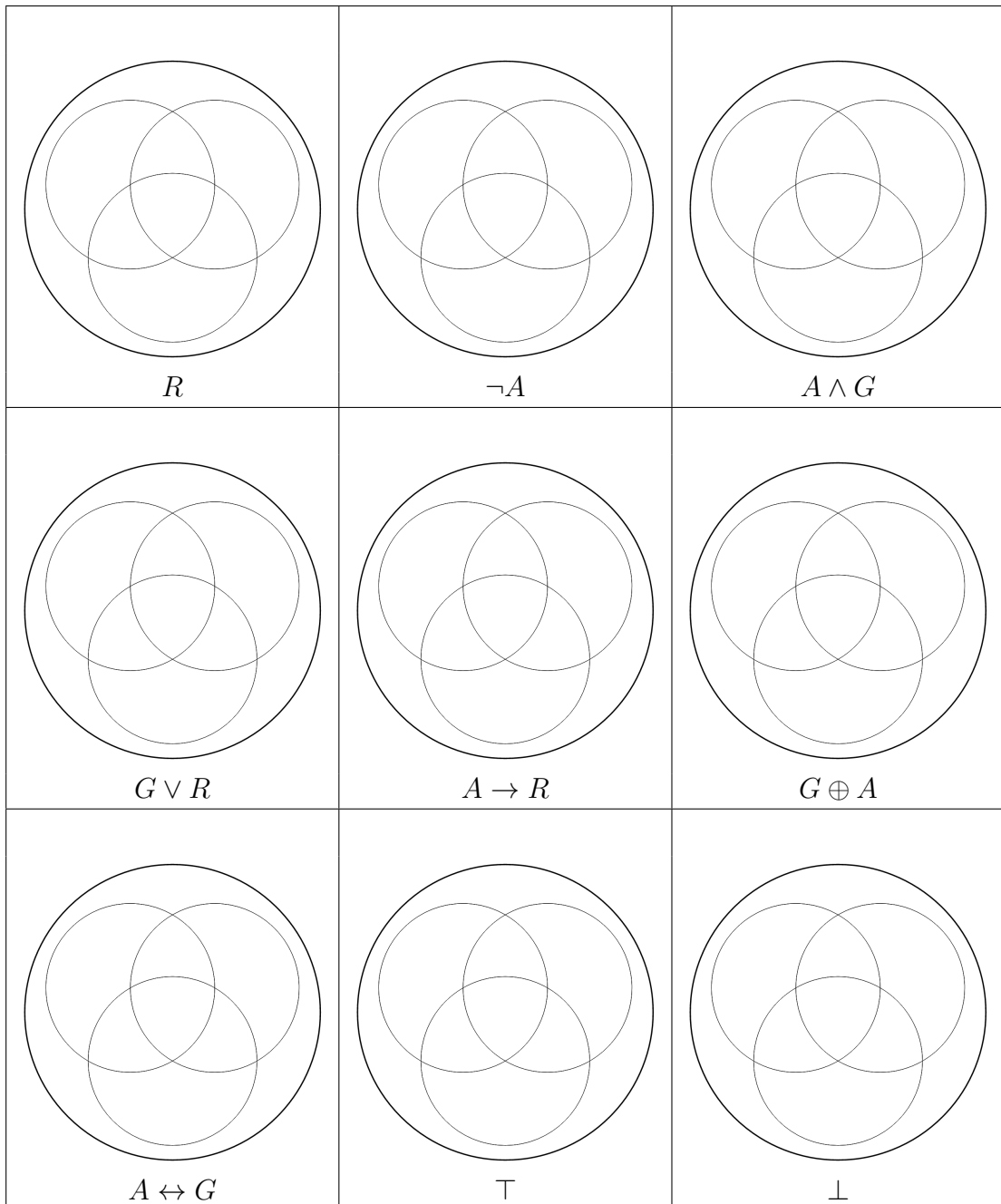
Attendance at tutorials is **obligatory**; please let your tutor know if you cannot attend.



A Venn diagram is, in essence, a visual truth table. In the blank diagrams below, each circle represents a region in which a given logical atom, is true; R, A, and G, going clockwise from top left. Where the circles overlap, two or three of the atoms are true. The diagram here represents the atoms by three lights, which may be on (true) or off (false), to show the state in each of the eight regions.

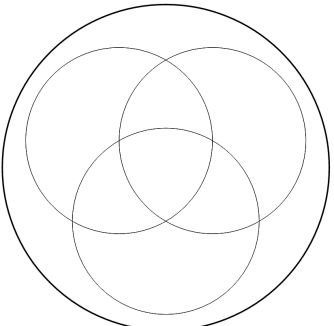
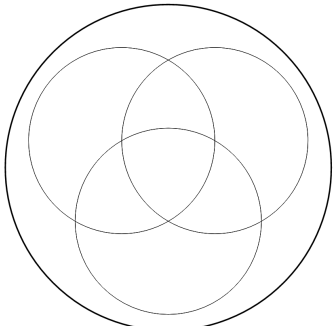
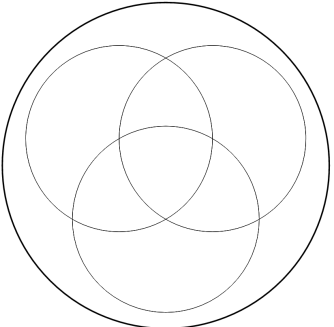
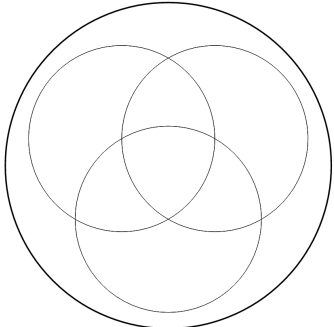
1. In this exercise, you will be asked to translate between truth tables, logical expressions, and Venn diagrams.

(a) For the nine examples, shade in the appropriate regions of the Venn diagram to show the states in which the expression is true.

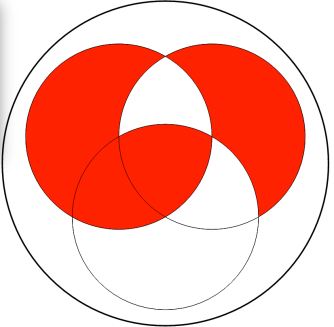



You can check your answers using the Venn Diagram maker at <https://www.inf.ed.ac.uk/teaching/courses/inf1/cl/tools/venn/>, but please work them out for yourself first.

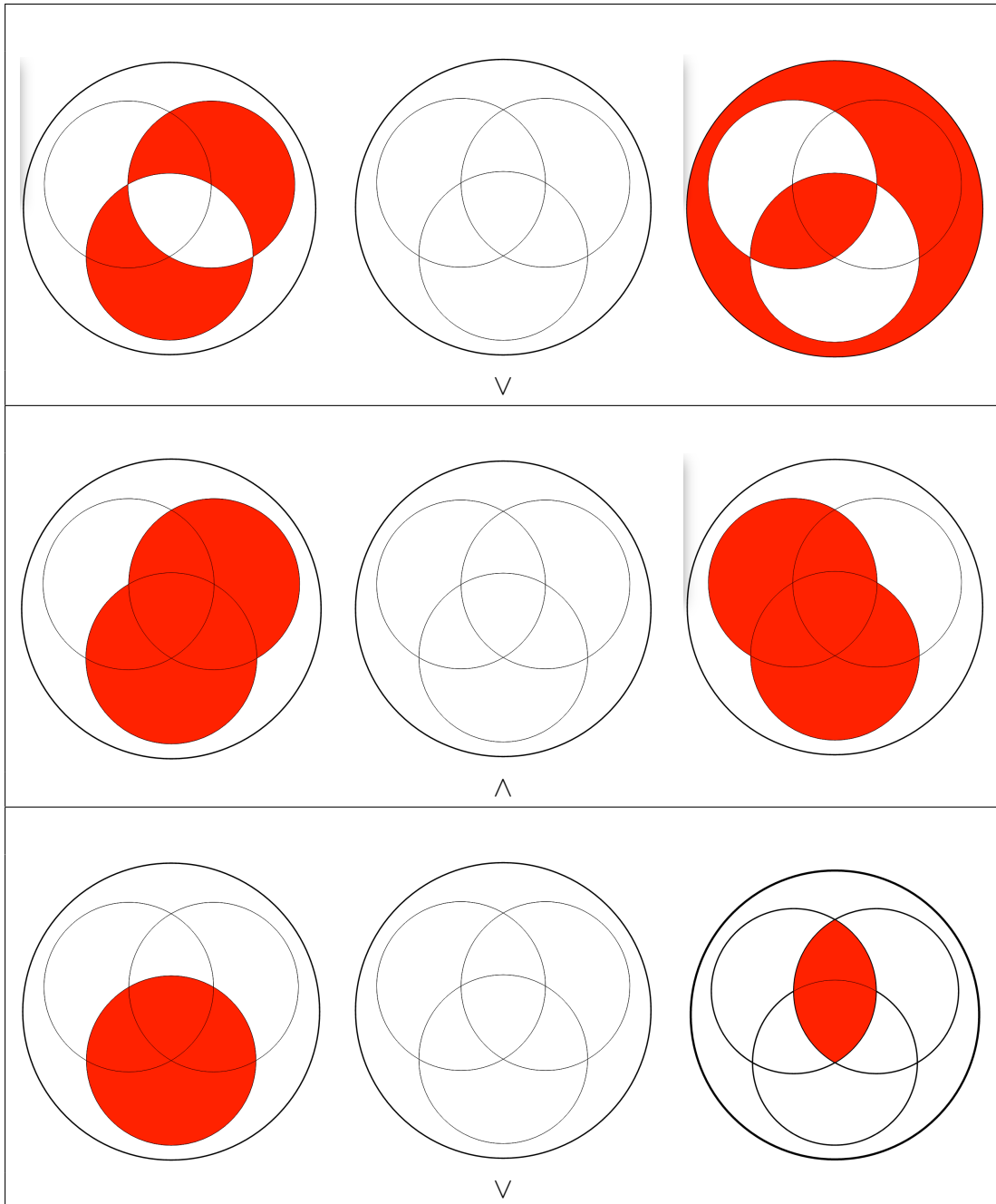
- (b) Next, look at these truth tables, and shade in the Venn diagram accordingly; then, see if you can figure out corresponding logical expression; note that while there is only one correct diagram for each truth table, there are infinitely many equivalent expressions. Shorter expressions are in general to be preferred here to longer ones.

																																																																									
<table border="1" style="margin: auto; border-collapse: collapse;"> <thead> <tr> <th><i>R</i></th> <th><i>A</i></th> <th><i>G</i></th> <th>Exp:</th> </tr> </thead> <tbody> <tr><td>T</td><td>T</td><td>T</td><td>T</td></tr> <tr><td>T</td><td>T</td><td>⊥</td><td>T</td></tr> <tr><td>T</td><td>⊥</td><td>T</td><td>⊥</td></tr> <tr><td>T</td><td>⊥</td><td>⊥</td><td>⊥</td></tr> <tr><td>⊥</td><td>T</td><td>T</td><td>T</td></tr> <tr><td>⊥</td><td>T</td><td>⊥</td><td>⊥</td></tr> <tr><td>⊥</td><td>⊥</td><td>T</td><td>T</td></tr> <tr><td>⊥</td><td>⊥</td><td>⊥</td><td>⊥</td></tr> </tbody> </table>	<i>R</i>	<i>A</i>	<i>G</i>	Exp:	T	T	T	T	T	T	⊥	T	T	⊥	T	⊥	T	⊥	⊥	⊥	⊥	T	T	T	⊥	T	⊥	⊥	⊥	⊥	T	T	⊥	⊥	⊥	⊥	<table border="1" style="margin: auto; border-collapse: collapse;"> <thead> <tr> <th><i>R</i></th> <th><i>A</i></th> <th><i>G</i></th> <th>Exp:</th> </tr> </thead> <tbody> <tr><td>T</td><td>T</td><td>T</td><td>T</td></tr> <tr><td>T</td><td>T</td><td>⊥</td><td>⊥</td></tr> <tr><td>T</td><td>⊥</td><td>T</td><td>T</td></tr> <tr><td>T</td><td>⊥</td><td>⊥</td><td>⊥</td></tr> <tr><td>⊥</td><td>T</td><td>T</td><td>⊥</td></tr> <tr><td>⊥</td><td>T</td><td>⊥</td><td>T</td></tr> <tr><td>⊥</td><td>⊥</td><td>T</td><td>⊥</td></tr> <tr><td>⊥</td><td>⊥</td><td>⊥</td><td>⊥</td></tr> </tbody> </table>	<i>R</i>	<i>A</i>	<i>G</i>	Exp:	T	T	T	T	T	T	⊥	⊥	T	⊥	T	T	T	⊥	⊥	⊥	⊥	T	T	⊥	⊥	T	⊥	T	⊥	⊥	T	⊥	⊥	⊥	⊥	⊥
<i>R</i>	<i>A</i>	<i>G</i>	Exp:																																																																						
T	T	T	T																																																																						
T	T	⊥	T																																																																						
T	⊥	T	⊥																																																																						
T	⊥	⊥	⊥																																																																						
⊥	T	T	T																																																																						
⊥	T	⊥	⊥																																																																						
⊥	⊥	T	T																																																																						
⊥	⊥	⊥	⊥																																																																						
<i>R</i>	<i>A</i>	<i>G</i>	Exp:																																																																						
T	T	T	T																																																																						
T	T	⊥	⊥																																																																						
T	⊥	T	T																																																																						
T	⊥	⊥	⊥																																																																						
⊥	T	T	⊥																																																																						
⊥	T	⊥	T																																																																						
⊥	⊥	T	⊥																																																																						
⊥	⊥	⊥	⊥																																																																						
																																																																									
<table border="1" style="margin: auto; border-collapse: collapse;"> <thead> <tr> <th><i>R</i></th> <th><i>A</i></th> <th><i>G</i></th> <th>Exp:</th> </tr> </thead> <tbody> <tr><td>T</td><td>T</td><td>T</td><td>⊥</td></tr> <tr><td>T</td><td>T</td><td>⊥</td><td>T</td></tr> <tr><td>T</td><td>⊥</td><td>T</td><td>⊥</td></tr> <tr><td>T</td><td>⊥</td><td>⊥</td><td>T</td></tr> <tr><td>⊥</td><td>T</td><td>T</td><td>T</td></tr> <tr><td>⊥</td><td>T</td><td>⊥</td><td>⊥</td></tr> <tr><td>⊥</td><td>⊥</td><td>T</td><td>⊥</td></tr> <tr><td>⊥</td><td>⊥</td><td>⊥</td><td>T</td></tr> </tbody> </table>	<i>R</i>	<i>A</i>	<i>G</i>	Exp:	T	T	T	⊥	T	T	⊥	T	T	⊥	T	⊥	T	⊥	⊥	T	⊥	T	T	T	⊥	T	⊥	⊥	⊥	⊥	T	⊥	⊥	⊥	⊥	T	<table border="1" style="margin: auto; border-collapse: collapse;"> <thead> <tr> <th><i>R</i></th> <th><i>A</i></th> <th><i>G</i></th> <th>Exp:</th> </tr> </thead> <tbody> <tr><td>T</td><td>T</td><td>T</td><td>T</td></tr> <tr><td>T</td><td>T</td><td>⊥</td><td>T</td></tr> <tr><td>T</td><td>⊥</td><td>T</td><td>⊥</td></tr> <tr><td>T</td><td>⊥</td><td>⊥</td><td>⊥</td></tr> <tr><td>⊥</td><td>T</td><td>T</td><td>T</td></tr> <tr><td>⊥</td><td>T</td><td>⊥</td><td>T</td></tr> <tr><td>⊥</td><td>⊥</td><td>T</td><td>T</td></tr> <tr><td>⊥</td><td>⊥</td><td>⊥</td><td>⊥</td></tr> </tbody> </table>	<i>R</i>	<i>A</i>	<i>G</i>	Exp:	T	T	T	T	T	T	⊥	T	T	⊥	T	⊥	T	⊥	⊥	⊥	⊥	T	T	T	⊥	T	⊥	T	⊥	⊥	T	T	⊥	⊥	⊥	⊥
<i>R</i>	<i>A</i>	<i>G</i>	Exp:																																																																						
T	T	T	⊥																																																																						
T	T	⊥	T																																																																						
T	⊥	T	⊥																																																																						
T	⊥	⊥	T																																																																						
⊥	T	T	T																																																																						
⊥	T	⊥	⊥																																																																						
⊥	⊥	T	⊥																																																																						
⊥	⊥	⊥	T																																																																						
<i>R</i>	<i>A</i>	<i>G</i>	Exp:																																																																						
T	T	T	T																																																																						
T	T	⊥	T																																																																						
T	⊥	T	⊥																																																																						
T	⊥	⊥	⊥																																																																						
⊥	T	T	T																																																																						
⊥	T	⊥	T																																																																						
⊥	⊥	T	T																																																																						
⊥	⊥	⊥	⊥																																																																						

(c) Next, given the Venn diagram, try to complete the truth table and the expression.

																																																																									
<table border="1" style="margin: auto; border-collapse: collapse;"> <thead> <tr> <th style="padding: 5px;">R</th> <th style="padding: 5px;">A</th> <th style="padding: 5px;">G</th> <th style="padding: 5px;">Exp:</th> </tr> </thead> <tbody> <tr><td style="padding: 5px;">T</td><td style="padding: 5px;">T</td><td style="padding: 5px;">T</td><td style="padding: 5px;"></td></tr> <tr><td style="padding: 5px;">T</td><td style="padding: 5px;">T</td><td style="padding: 5px;">⊥</td><td style="padding: 5px;"></td></tr> <tr><td style="padding: 5px;">T</td><td style="padding: 5px;">⊥</td><td style="padding: 5px;">T</td><td style="padding: 5px;"></td></tr> <tr><td style="padding: 5px;">T</td><td style="padding: 5px;">⊥</td><td style="padding: 5px;">⊥</td><td style="padding: 5px;"></td></tr> <tr><td style="padding: 5px;">⊥</td><td style="padding: 5px;">T</td><td style="padding: 5px;">T</td><td style="padding: 5px;"></td></tr> <tr><td style="padding: 5px;">⊥</td><td style="padding: 5px;">T</td><td style="padding: 5px;">⊥</td><td style="padding: 5px;"></td></tr> <tr><td style="padding: 5px;">⊥</td><td style="padding: 5px;">⊥</td><td style="padding: 5px;">T</td><td style="padding: 5px;"></td></tr> <tr><td style="padding: 5px;">⊥</td><td style="padding: 5px;">⊥</td><td style="padding: 5px;">⊥</td><td style="padding: 5px;"></td></tr> </tbody> </table>	R	A	G	Exp:	T	T	T		T	T	⊥		T	⊥	T		T	⊥	⊥		⊥	T	T		⊥	T	⊥		⊥	⊥	T		⊥	⊥	⊥		<table border="1" style="margin: auto; border-collapse: collapse;"> <thead> <tr> <th style="padding: 5px;">R</th> <th style="padding: 5px;">A</th> <th style="padding: 5px;">G</th> <th style="padding: 5px;">Exp:</th> </tr> </thead> <tbody> <tr><td style="padding: 5px;">T</td><td style="padding: 5px;">T</td><td style="padding: 5px;">T</td><td style="padding: 5px;"></td></tr> <tr><td style="padding: 5px;">T</td><td style="padding: 5px;">T</td><td style="padding: 5px;">⊥</td><td style="padding: 5px;"></td></tr> <tr><td style="padding: 5px;">T</td><td style="padding: 5px;">⊥</td><td style="padding: 5px;">T</td><td style="padding: 5px;"></td></tr> <tr><td style="padding: 5px;">T</td><td style="padding: 5px;">⊥</td><td style="padding: 5px;">⊥</td><td style="padding: 5px;"></td></tr> <tr><td style="padding: 5px;">⊥</td><td style="padding: 5px;">T</td><td style="padding: 5px;">T</td><td style="padding: 5px;"></td></tr> <tr><td style="padding: 5px;">⊥</td><td style="padding: 5px;">T</td><td style="padding: 5px;">⊥</td><td style="padding: 5px;"></td></tr> <tr><td style="padding: 5px;">⊥</td><td style="padding: 5px;">⊥</td><td style="padding: 5px;">T</td><td style="padding: 5px;"></td></tr> <tr><td style="padding: 5px;">⊥</td><td style="padding: 5px;">⊥</td><td style="padding: 5px;">⊥</td><td style="padding: 5px;"></td></tr> </tbody> </table>	R	A	G	Exp:	T	T	T		T	T	⊥		T	⊥	T		T	⊥	⊥		⊥	T	T		⊥	T	⊥		⊥	⊥	T		⊥	⊥	⊥	
R	A	G	Exp:																																																																						
T	T	T																																																																							
T	T	⊥																																																																							
T	⊥	T																																																																							
T	⊥	⊥																																																																							
⊥	T	T																																																																							
⊥	T	⊥																																																																							
⊥	⊥	T																																																																							
⊥	⊥	⊥																																																																							
R	A	G	Exp:																																																																						
T	T	T																																																																							
T	T	⊥																																																																							
T	⊥	T																																																																							
T	⊥	⊥																																																																							
⊥	T	T																																																																							
⊥	T	⊥																																																																							
⊥	⊥	T																																																																							
⊥	⊥	⊥																																																																							

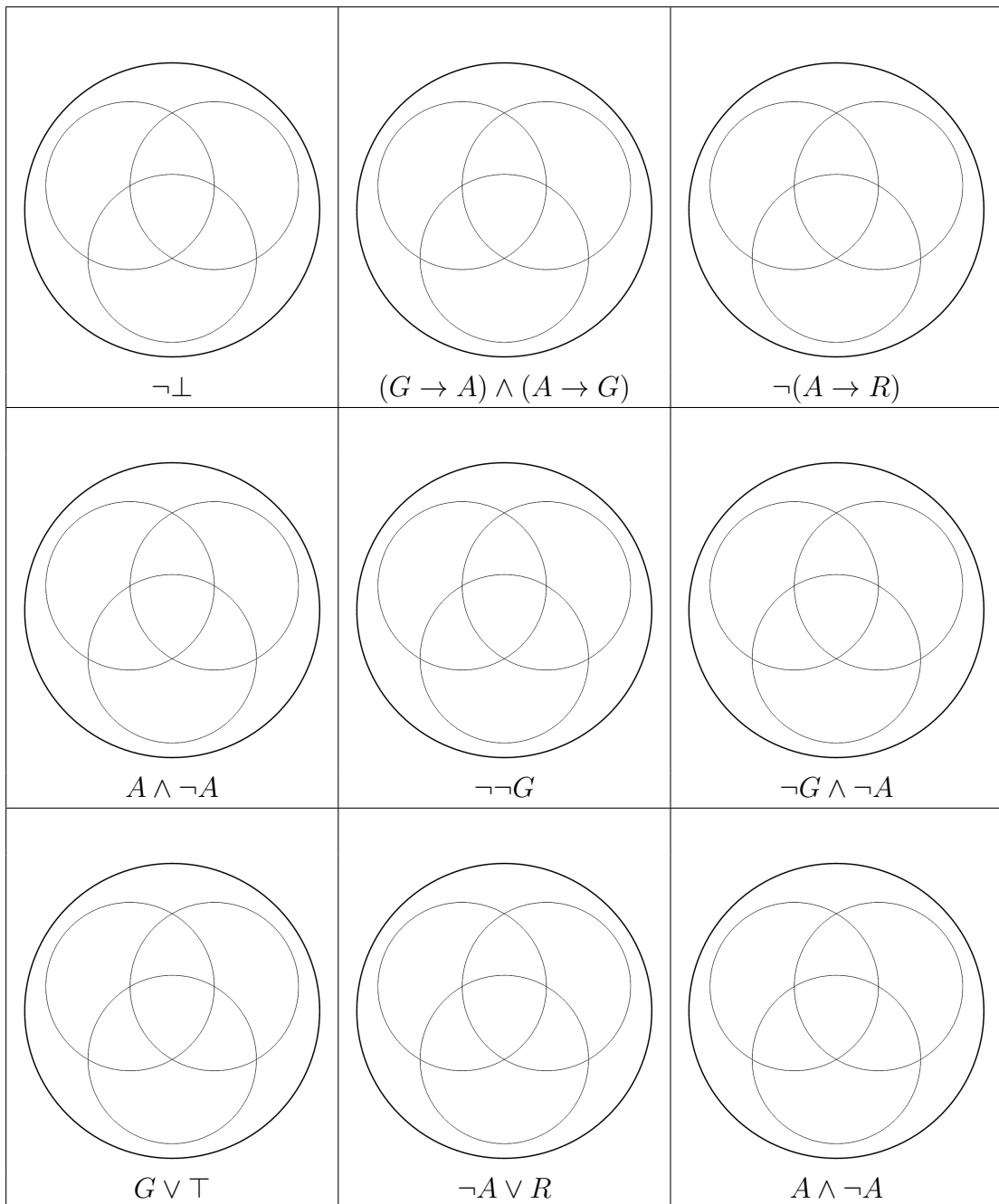
2. By now, you may be getting a feel for how Venn diagrams are combined by different operators. For this question, shade in the middle diagram to combine the left and right diagrams on the basis of the given operator. Work out the correct shading visually, then work out logical expressions and check your work using the Venn diagram generator.

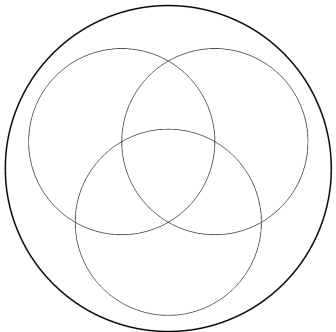
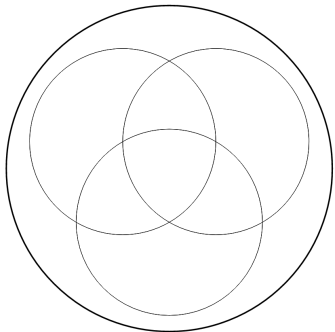
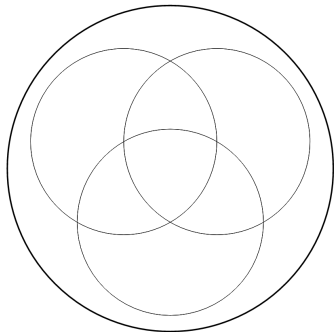
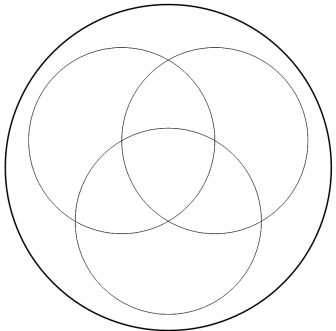
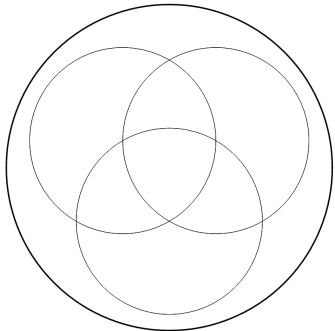
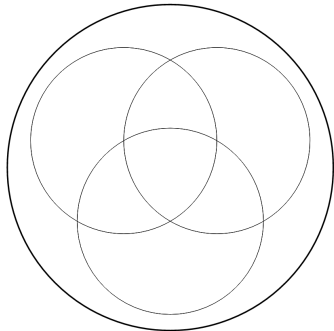
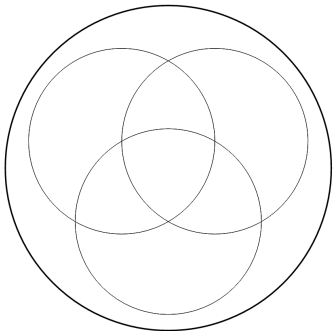
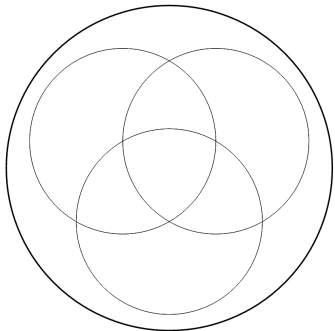
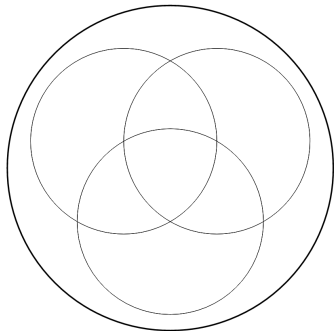


3. Now, you have probably noticed something interesting about the last two answers - well done! You've just discovered the distributivity of disjunction over conjunction! This identity is one of the laws of Boolean Algebra, which we use to reason about logical expressions.

$$a \vee (b \wedge c) = (a \vee b) \wedge (a \vee c)$$

Here are some more expressions to diagram. See how many more identities you can find, among the expressions on this question, and among the other expressions on this sheet.



 $\neg(A \wedge G)$	 $A \wedge \perp$	 $A \wedge \neg R$
 $\neg \top$	 $\neg A \vee \neg G$	 $R \vee \perp$
 $R \wedge \top$	 $\neg(G \vee A)$	 $(R \rightarrow A) \rightarrow G$

Identities discovered:

4. Look up the following terms, on the internet or elsewhere, and describe, in words, when an expression in propositional logic is:

(a) Satisfiable:

(b) Tautologous:

(c) Inconsistent:

(d) Contingent:

5. Construct truth tables for the following expressions of propositional logic, and use these to decide whether the expressions are satisfiable, tautologous, contingent, or inconsistent:

(a) $(R \rightarrow A) \vee (\neg A \vee \neg R)$

Draw the truth table here:

This expression is
SATISFIABLE/TAUTOLOGOUS/CONTINGENT/INCONSISTENT

(b) $R \rightarrow (A \wedge (R \vee A))$

Draw the truth table here:

--

This expression is

SATISFIABLE/TAUTOLOGOUS/CONTINGENT/INCONSISTENT

(c) $(\neg R \wedge A) \vee G \oplus ((R \vee \neg A) \rightarrow G)$

Draw the truth table here:

--

This expression is

SATISFIABLE/TAUTOLOGOUS/CONTINGENT/INCONSISTENT

This tutorial exercise sheet was written by Dave Cochran and Michael Fourman, and includes material from an earlier version by Mark McConville, revised by Paolo Besana, Thomas French, Areti Manataki, and Michael Fourman. Send comments to michael.fourman@ed.ac.uk

Summary of useful symbols

Capital	Lowercase	Name
A	α	alpha
B	β	beta
Γ	γ	gamma
Δ	δ	delta
E	ϵ	epsilon
Z	ζ	zeta
H	η	eta
Θ	θ	theta
I	ι	iota
K	κ	kappa
Λ	λ	lambda
M	μ	mu
N	ν	nu
Ξ	ξ	xi
Π	π	pi
P	ρ	rho
Σ	σ	sigma
T	τ	tau
Υ	υ	upsilon
Φ	ϕ	phi
X	χ	chi
Ψ	ψ	psi
Ω	ω	omega

Symbol	Meaning	Example
\neg	not	$\neg A$
\wedge	and	$A \wedge B$
\vee	or	$A \vee B$
\rightarrow	implies	$A \rightarrow B$
\models	entails	$[\beta_1, \dots, \beta_n] \models \alpha$
\leftrightarrow	equivalent	$A \leftrightarrow B$
\vdash	can be proved	$[\beta_1, \dots, \beta_n] \vdash \alpha$