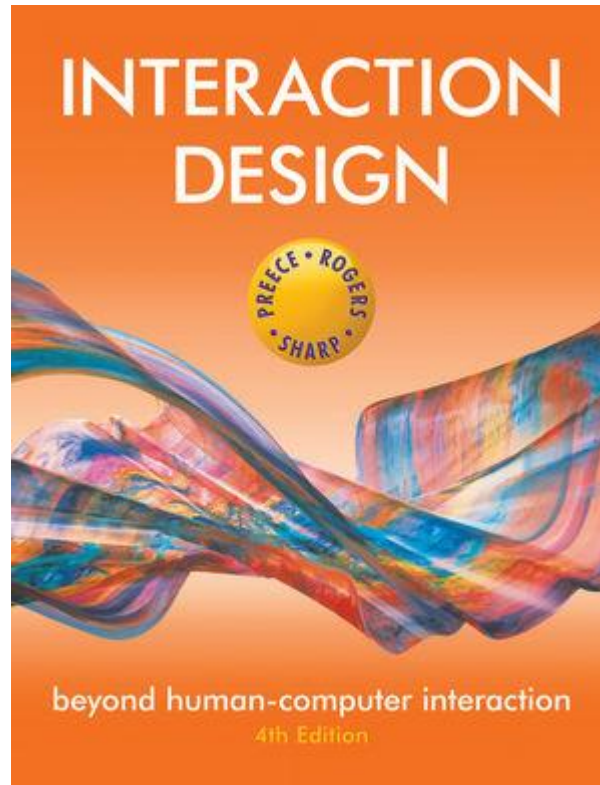


HCI: CONCEPTUALIZING INTERACTION DESIGN

Dr Kami Vaniea

First, the news...

- Animal-Computer Interaction
- <https://www.youtube.com/embed/MyHjq8Od-Xg>
- <https://www.youtube.com/watch?v=vYdDrMHCOU>



Chapter 2

UNDERSTANDING AND CONCEPTUALIZING INTERACTION DESIGN?

Today I will be using allot of the book's slides

- You can easily identify slides from the book by their orange boarder
- We are shifting to talking about design for the next part of the class
- The basics of design are, well, the basics and the book explains them well

Understanding the problem space

- What do you want to create?
- What are your assumptions?
- Will it achieve what you hope it will?

What is an assumption?

- taking something for granted when it needs further investigation
 - e.g. people will want to watch TV while driving



<http://www.ibiblio.org/jlillie/cooltown/lillie.htm>

Assumptions: realistic or wish-list?

- People would not mind wearing the glasses that are needed to see in 3D in their living rooms – reasonable
- People would not mind paying a lot more for a new 3D-enabled TV screen – not reasonable
- People would really enjoy the enhanced clarity and color detail provided by 3D – reasonable
- People will be happy carrying around their own special glasses – reasonable only for a very select bunch of users

From problem space to design space

- Having a good understanding of the problem space can help inform the design space
 - e.g. what kind of interface, behavior, functionality to provide
- But before deciding upon these it is important to develop a conceptual model

Conceptual model

- A conceptual model is:
 - “...a high-level description of how a system is organized and operates” (Johnson and Henderson, 2002, p26)
- Enables
 - “...designers to straighten out their thinking before they start laying out their widgets” (Johnson and Henderson, 2002, p28)

In other words: have a plan for what you are going to build and why

First steps in formulating a conceptual model

- What will the users be doing when carrying out their tasks?
- How will the system support these?
- What kind of interface metaphor, if any, will be appropriate?
- What kinds of interaction modes and styles to use?
 - always keep in mind when making design decisions how the user will understand the underlying conceptual model

Think-pair-share

Design a new stopwatch app

- What will the users be doing when carrying out their tasks?
- How will the system support these?
- What kind of interface metaphor, if any, will be appropriate?
- What kinds of interaction modes and styles to use?

Many of the methods we have already learned can help you build a conceptual model of what you want to build

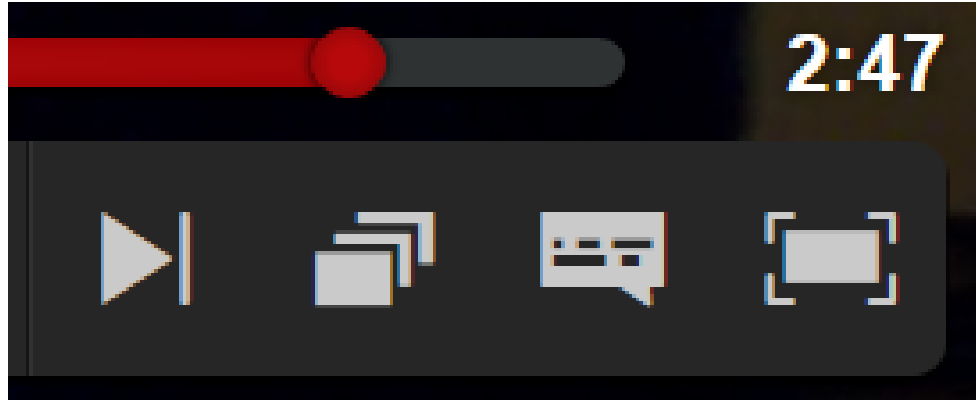
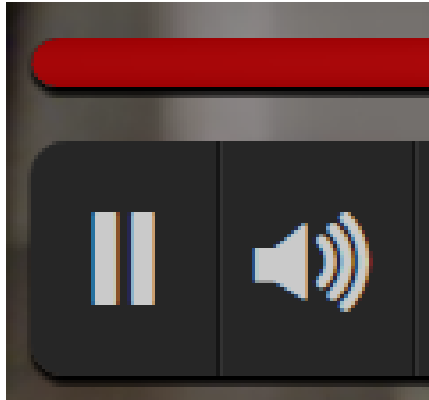
Which interaction type to choose?

- Need to determine requirements and user needs
- Take budget and other constraints into account
- Also will depend on suitability of technology for activity being supported
- This is covered in course when designing conceptual models

Interface metaphors

- Conceptualizing what we are doing, e.g. surfing the web
- A conceptual model instantiated at the interface, e.g. the desktop metaphor
- Visualizing an operation, e.g. an icon of a shopping cart for placing items into

Video playing interface metaphors



Material Metaphors

- The card is a very popular UI
- Why?: Has familiar form factor
- Material properties are added, giving appearance and physical behavior, e.g. surface of paper

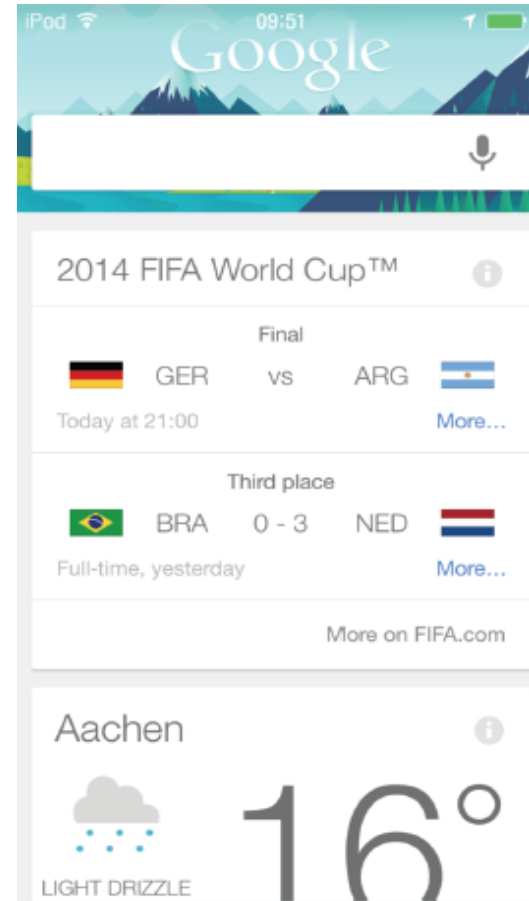


Figure 2.5 Google Now Card

Source: Google and the Google logo are registered trademarks of Google Inc., used with permission.
<http://www.google.com/design/spec/material-design/introduction.html>

Activity

- Describe the components of the conceptual model underlying most online shopping websites, e.g.
 - Shopping cart
 - Proceeding to check-out
 - 1-click
 - Gift wrapping
 - Cash till?

Interface metaphors

- Interface designed to be similar to a physical entity but also has own properties
 - e.g. desktop metaphor, web portals
- Can be based on activity, object or a combination of both
- Exploit user's familiar knowledge, helping them to understand 'the unfamiliar'
- Conjures up the essence of the unfamiliar activity, enabling users to leverage of this to understand more aspects of the unfamiliar functionality

Benefits of interface metaphors

- Makes learning new systems easier
- Helps users understand the underlying conceptual model
- Can be very innovative and enable the realm of computers and their applications to be made more accessible to a greater diversity of users

Problems with interface metaphors

- Break conventional and cultural rules
 - e.g. recycle bin placed on desktop
- Can constrain designers in the way they conceptualize a problem space
- Conflict with design principles
- Forces users to only understand the system in terms of the metaphor
- Designers can inadvertently use bad existing designs and transfer the bad parts over
- Limits designers' imagination in coming up with new conceptual models

First steps in formulating a conceptual model

- What will the users be doing when carrying out their tasks?
- How will the system support these?
- What kind of interface metaphor, if any, will be appropriate?
- What kinds of interaction modes and styles to use?
 - always keep in mind when making design decisions how the user will understand the underlying conceptual model

Interaction types

- Instructing
 - issuing commands and selecting options
- Conversing
 - interacting with a system as if having a conversation
- Manipulating
 - interacting with objects in a virtual or physical space by manipulating them
- Exploring
 - moving through a virtual environment or a physical space

1. Instructing

- Where users instruct a system and tell it what to do
 - e.g. tell the time, print a file, save a file
- Very common conceptual model, underlying a diversity of devices and systems
 - e.g. word processors, VCRs, vending machines
- Main benefit is that instructing supports quick and efficient interaction
 - good for repetitive kinds of actions performed on multiple objects

Which is easiest and why?



2. Conversing

- Underlying model of having a conversation with another human
- Range from simple voice recognition menu-driven systems to more complex 'natural language' dialogs
- Examples include timetables, search engines, advice-giving systems, help systems
- Also virtual agents, toys and pet robots designed to converse with you

Would you talk with Anna?



Figure 1.7 Anna the online sales agent, designed to be subtly different for UK and US customers. What are the differences and which is which? What should Anna's appearance be like for other countries, like India, South Africa, or China?

Source: Reproduced with permission from IKEA Ltd.

Pros and cons of conversational model

- Allows users, especially novices and technophobes, to interact with the system in a way that is familiar
 - makes them feel comfortable, at ease and less scared
- Misunderstandings can arise when the system does not know how to parse what the user says

3. Manipulating

- Involves dragging, selecting, opening, closing and zooming actions on virtual objects
- Exploit's users' knowledge of how they move and manipulate in the physical world
- Can involve actions using physical controllers (e.g. Wii) or air gestures (e.g. Kinect) to control the movements of an on screen avatar
- Tagged physical objects (e.g. balls) that are manipulated in a physical world result in physical/digital events (e.g. animation)

Direct Manipulation

- Shneiderman (1983) coined the term DM, came from his fascination with computer games at the time
 - Continuous representation of objects and actions of interest
 - Physical actions and button pressing instead of issuing commands with complex syntax
 - Rapid reversible actions with immediate feedback on object of interest

Why are DM interfaces so enjoyable?

- Novices can learn the basic functionality quickly
- Experienced users can work extremely rapidly to carry out a wide range of tasks, even defining new functions
- Intermittent users can retain operational concepts over time
- Error messages rarely needed
- Users can immediately see if their actions are furthering their goals and if not do something else
- Users experience less anxiety
- Users gain confidence and mastery and feel in control

What are the disadvantages with DM?

- Some people take the metaphor of direct manipulation too literally
- Not all tasks can be described by objects and not all actions can be done directly
- Some tasks are better achieved through delegating
 - e.g. spell checking
- Can become screen space ‘gobblers’
- Moving a mouse around the screen can be slower than pressing function keys to do same actions

4. Exploring

- Involves users moving through virtual or physical environments
- Physical environments with embedded sensor technologies

Which conceptual model is best?

- Direct manipulation is good for 'doing' types of tasks, e.g. designing, drawing, flying, driving, sizing windows
- Issuing instructions is good for repetitive tasks, e.g. spell-checking, file management
- Having a conversation is good for children, computer-phobic, disabled users and specialised applications (e.g. phone services)
- Hybrid conceptual models are often employed, where different ways of carrying out the same actions is supported at the interface - but can take longer to learn

Conceptual models: interaction and interface

- Interaction type:
 - what the user is doing when interacting with a system, e.g. instructing, talking, browsing or other
- Interface type:
 - the kind of interface used to support the mode, e.g. speech, menu-based, gesture

Many kinds of interface types available including...

- Command
- Speech
- Data-entry
- Form fill-in
- Query
- Graphical
- Web
- Pen
- Augmented reality
- Gesture

Paradigm

- Inspiration for a conceptual model
- General approach adopted by a community for carrying out research
 - shared assumptions, concepts, values, and practices
 - e.g. desktop, ubiquitous computing, in the wild

Examples of new paradigms

- Ubiquitous computing (mother of them all)
- Pervasive computing
- Wearable computing
- Tangible bits, augmented reality
- Attentive environments
- Transparent computing
 - and many more.....

Fitts' Law (Fitts, 1954)

- Fitts' Law predicts that the time to point at an object using a device is a function of the distance from the target object & the object's size.
- The further away and the smaller the object, the longer the time to locate it and point to it.
- Fitts' Law is useful for evaluating systems for which the time to locate an object is important, e.g., a cell and smart phones, a handheld and mobile devices.

Fitts' Law

- $T = k \log_2\left(\frac{D}{S}\right) + 1.0$
- Where
 - T = Time to move the pointer to the target
 - D = Distance between the pointer and the target
 - S = Size of the target
 - k is a constant of approximately 200ms/bit

Summary

- Developing a conceptual model involves good understanding of the problem space, specifying what it is you are doing, why, and how it will support users
- A conceptual model is a high-level description of a product in terms of what users can do with it and the concepts they need to understand how to interact with it
- Interaction types (e.g. conversing, instructing) provide a way of thinking about how best to support user's activities
- Paradigms, visions, theories, models, and frameworks provide different ways of framing and informing design and research

Questions?